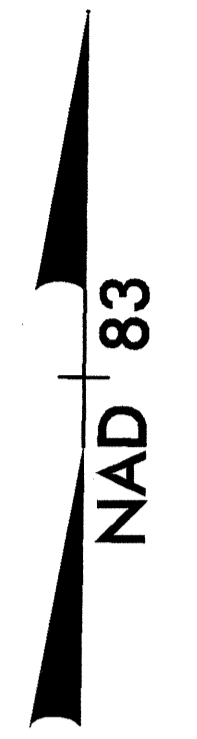
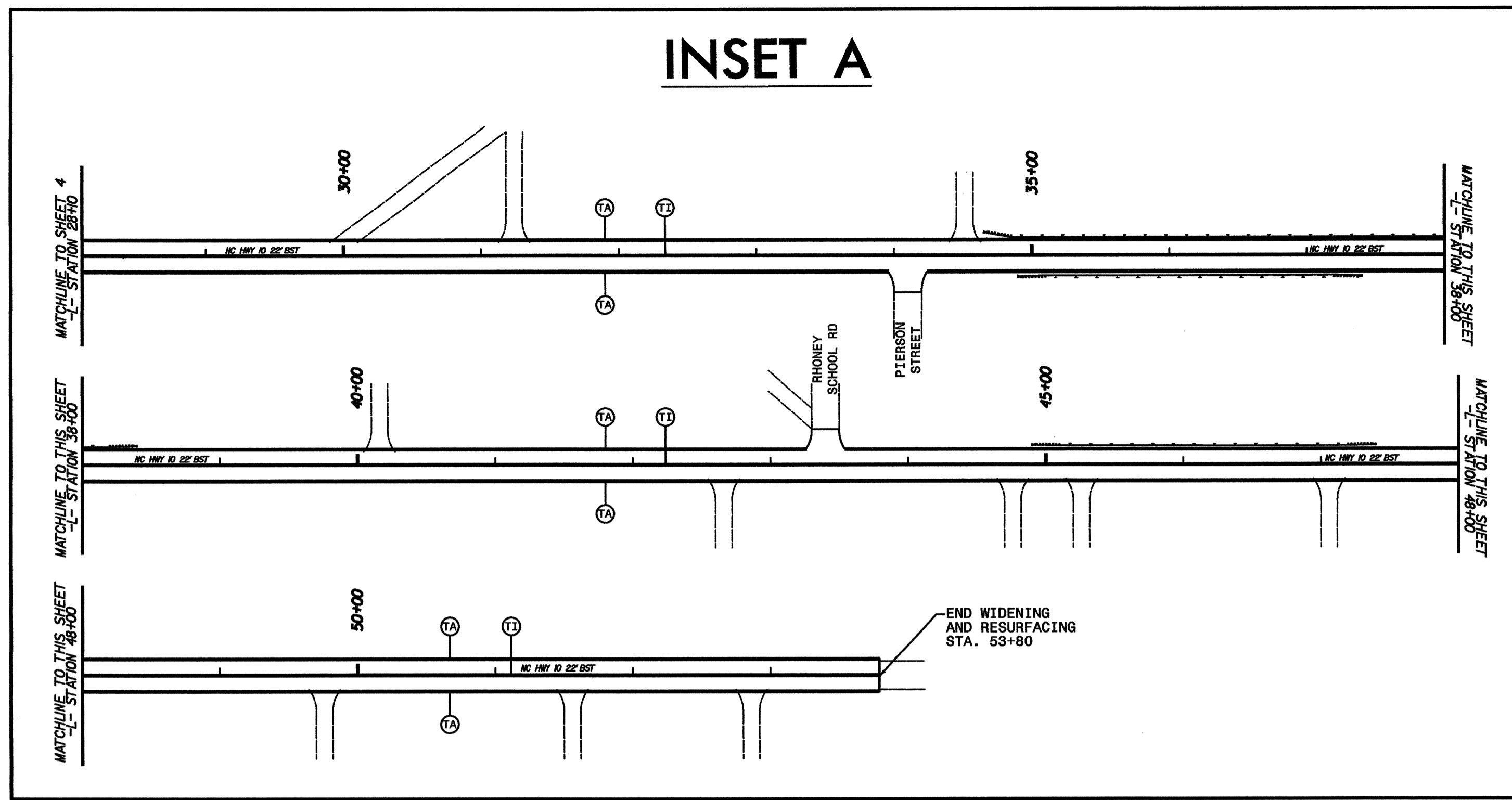
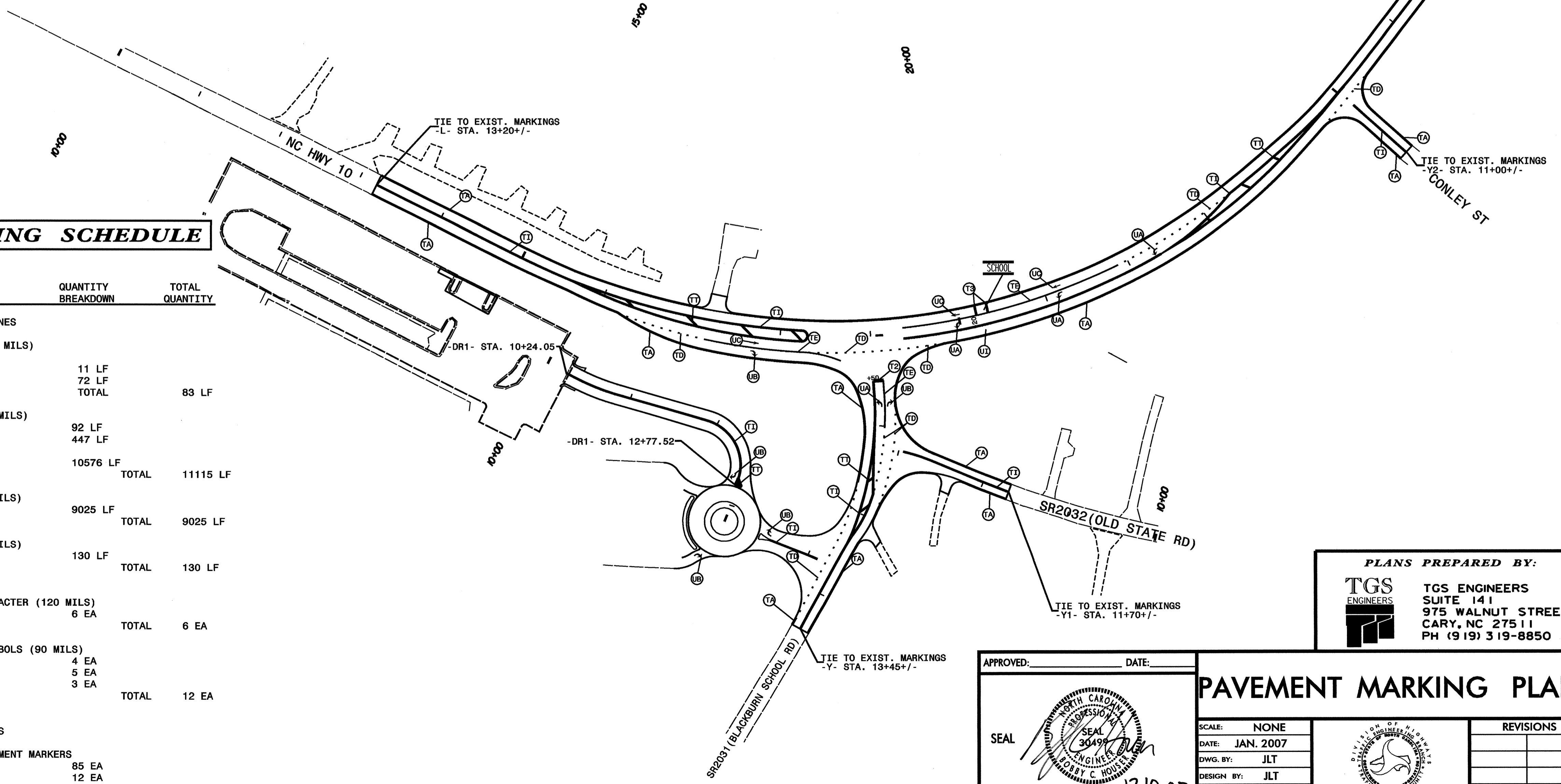


### INSET A



### FINAL PAVEMENT MARKING SCHEDULE

SYMBOL	DESCRIPTION	PAY ITEM	QUANTITY BREAKDOWN	TOTAL QUANTITY
PAVEMENT MARKINGS LINES				
THERMOPLASTIC (24", 120 MILS)				
T2	WHITE STOPBAR		11 LF	83 LF
T3	WHITE CROSSWALK LINE		72 LF	
THERMOPLASTIC (4", 120 MILS)				
TD	2 FT. WHITE MINISKIP		92 LF	447 LF
TE	WHITE SOLD LANE LINE		447 LF	
TI	YELLOW DOUBLE CENTER		10576 LF	TOTAL 11115 LF
THERMOPLASTIC (4", 90 MILS)				
TA	WHITE EDGELINE		9025 LF	TOTAL 9025 LF
THERMOPLASTIC (8", 90 MILS)				
TT	YELLOW DIAGONAL		130 LF	TOTAL 130 LF
THERMOPLASTIC PAVEMENT MARKING CHARACTER (120 MILS)				
UI	ALPHANUMERIC CHAR.		6 EA	TOTAL 6 EA
THERMOPLASTIC PAVEMENT MARKING SYMBOLS (90 MILS)				
UA	LEFT TURN ARROW		4 EA	TOTAL 12 EA
UB	RIGHT TURN ARROW		5 EA	
UC	STRAIGHT ARROW		3 EA	
PAVEMENT MARKERS				
SNOWPLOWABLE RAISED PAVEMENT MARKERS				
ME	YELLOW & YELLOW		85 EA	TOTAL 97 EA
MF	CRYSTAL & RED		12 EA	



PLANS PREPARED BY:  
**TGS ENGINEERS**  
 TGS ENGINEERS  
 SUITE 141  
 975 WALNUT STREET  
 CARY, NC 27511  
 PH (919) 319-8850

APPROVED: \_\_\_\_\_ DATE: \_\_\_\_\_  
 SEAL  
 12-10-07

### PAVEMENT MARKING PLAN

SCALE: NONE		REVISIONS
DATE: JAN. 2007		
DWG. BY: JLT		
DESIGN BY: JLT		
REVIEWED BY: BCH		

\*\*\*\*\*SYTIME\*\*\*\*\*  
 \*\*\*\*\*DCN\*\*\*\*\*  
 \*\*\*\*\*USERNAME\*\*\*\*\*