



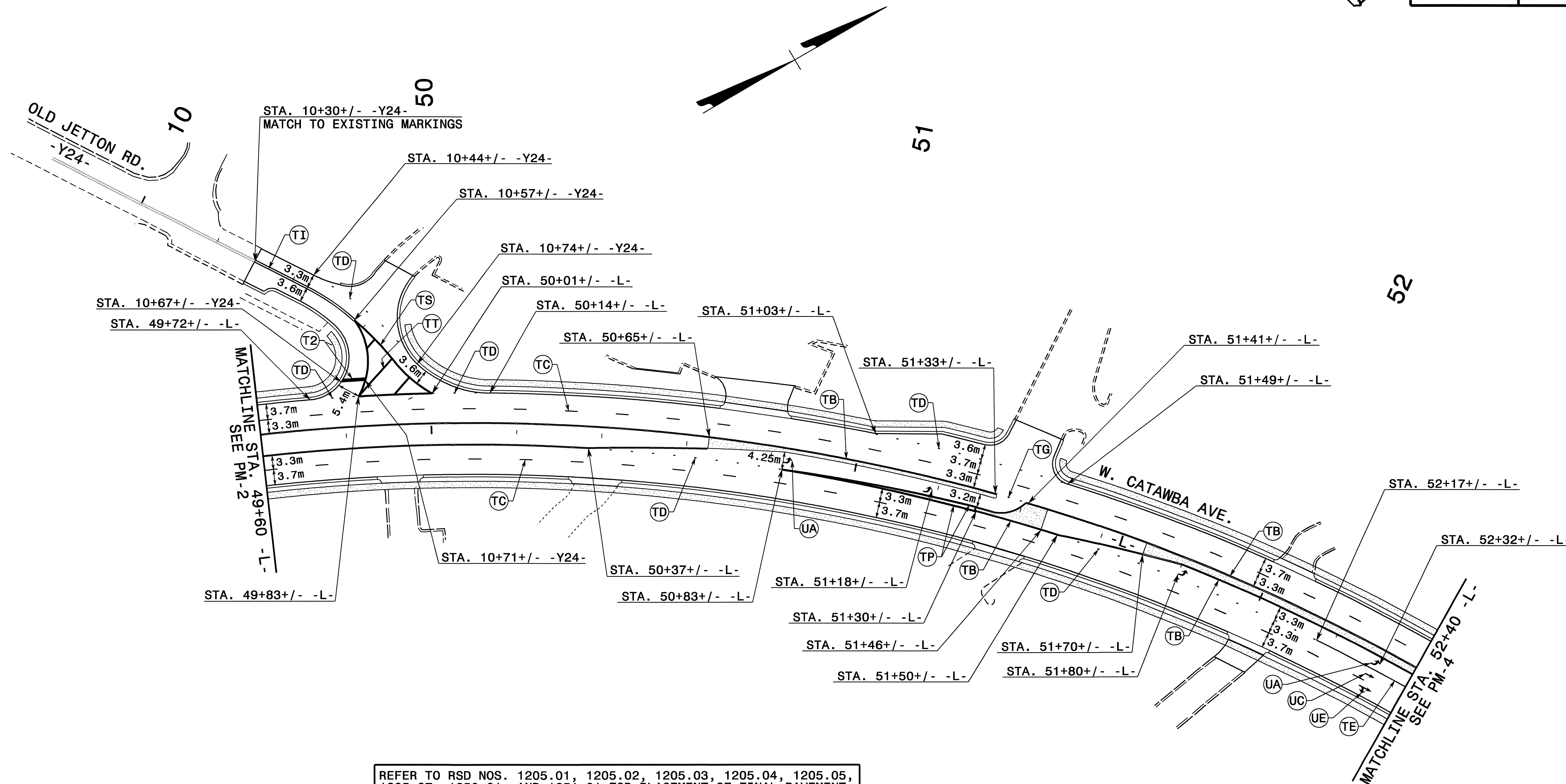
PROJ. REFERENCE NO.	SHEET NO.
R-2555A	PM-1

FINAL PAVEMENT MARKING SCHEDULE

SYMBOL	DESCRIPTION	FINAL PAVEMENT MARKINGS	PAY ITEM QUANTITY BREAKDOWN	TOTAL QUANTITY
		THERMOPLASTIC (100MM, 2.3MM)		
TA	WHITE EDGELINE		507 M	
TB	YELLOW EDGELINE		2415 M	
				TOTAL 2922 M
		THERMOPLASTIC (100MM, 3.1MM)		
TC	3 M. WHITE SKIP		878 M	
TD	0.5 M. WHITE MINISKIP		162 M	
TE	WHITE SOLID LANE LINE		1321 M	
TG	0.5 M. YELLOW MINISKIP		4 M	
TI	YELLOW DOUBLE CENTER		852 M	
				TOTAL 3217 M
		THERMOPLASTIC (200MM, 2.3MM)		
TP	WHITE GORELINE		474 M	
TQ	WHITE DIAGONAL		30 M	
TS	YELLOW EDGELINE		90 M	
TT	YELLOW DIAGONAL		31 M	
				TOTAL 625 M
		THERMOPLASTIC (200MM, 3.1MM)		
TV	WHITE CROSSWALK LINE		791 M	
				TOTAL 791 M
		THERMOPLASTIC (600MM, 3.1MM)		
T2	WHITE STOPBAR		230 M	
				TOTAL 230 M
		THERMOPLASTIC PAVEMENT MARKING CHARACTER (3.1MM)		
UI	ALPHANUMERIC CHARACTER		12 EA	
				TOTAL 12 EA
		THERMOPLASTIC PAVEMENT MARKING SYMBOLS (2.3MM)		
UA	LEFT TURN ARROW		48 EA	
UB	RIGHT TURN ARROW		30 EA	
UC	STRAIGHT ARROW		33 EA	
UD	COMBO. STRAIGHT/LEFT		1 EA	
UE	COMBO. STRAIGHT/RIGHT		11 EA	
UG	COMBO. LEFT/RIGHT/STRAIGHT		1 EA	
				TOTAL 124 EA
		MARKERS		
		PERMANENT RAISED PAVEMENT MARKERS		
MA	YELLOW & YELLOW		68 EA	
MB	CRYSTAL & RED		638 EA	
MC	YELLOW & RED		222 EA	
				TOTAL 928 EA

I:\JUL-2007\07-44
 1001\cfrs\p04\01\Pro\TIP\Projects-R\2555A\traffic\traffic\tr\pavement markings\2555a_tc_pm01.dgn
 scotts AT WEL022469

APPROVED: <i>Chad L. Lanford</i> DATE: 7/16/07	FINAL PAVEMENT MARKING SCHEDULE	
	SCALE: NONE	
	DATE: 03-26-07	
	DWG. BY: SBC	
	DESIGN BY: SBC	
REVIEWED BY: CLL	REVISIONS	

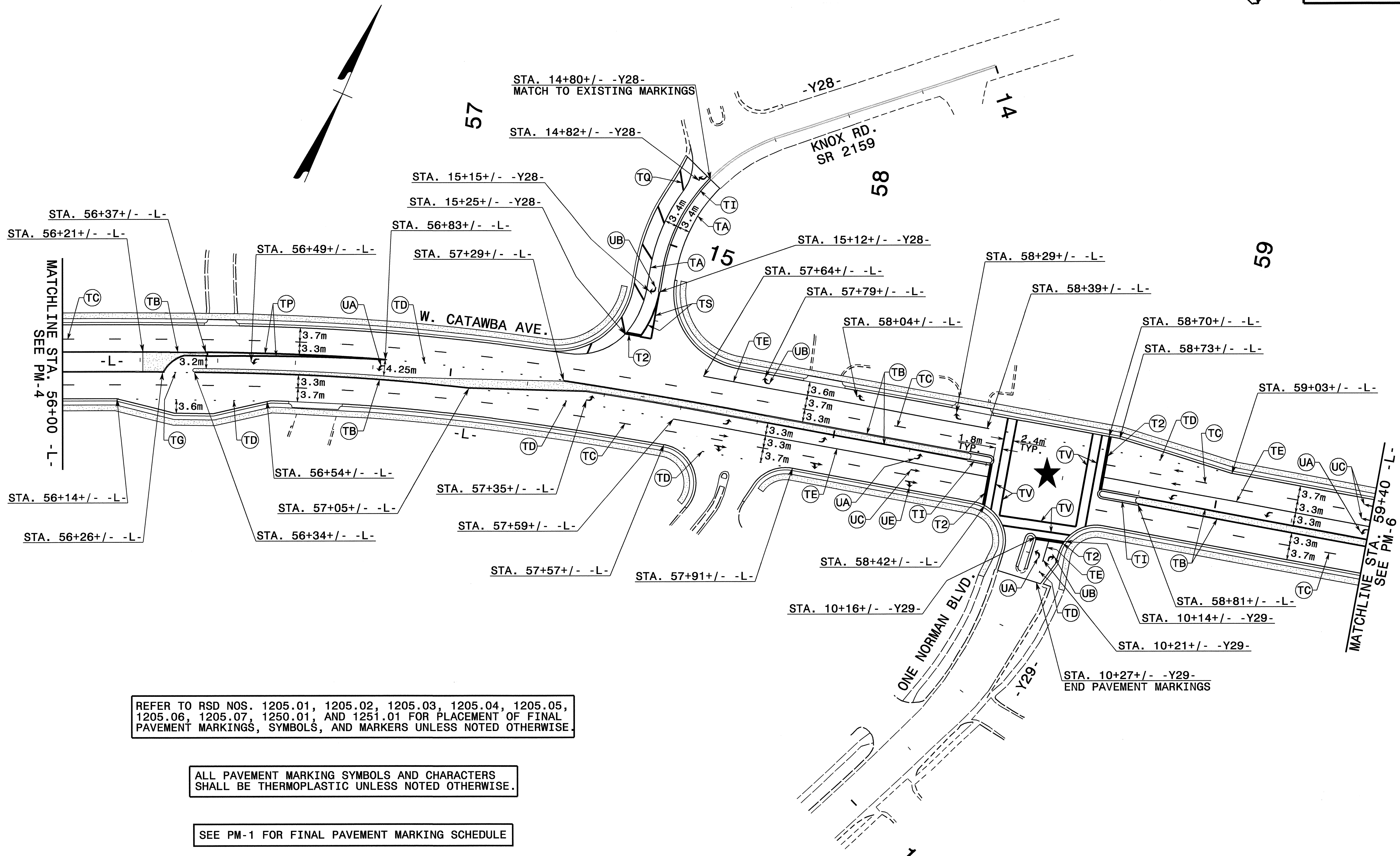


REFER TO RSD NOS. 1205.01, 1205.02, 1205.03, 1205.04, 1205.05, 1205.07, 1250.01, AND 1251.01 FOR PLACEMENT OF FINAL PAVEMENT MARKINGS, SYMBOLS, AND MARKERS UNLESS NOTED OTHERWISE.

ALL PAVEMENT MARKING SYMBOLS AND CHARACTERS SHALL BE THERMOPLASTIC UNLESS NOTED OTHERWISE.

SEE PM-1 FOR FINAL PAVEMENT MARKING SCHEDULE

APPROVED: <i>Chad L. Lanford</i> DATE: 7/16/07	FINAL PAVEMENT MARKINGS		
	SCALE: 1:500		
	DATE: 03-26-07		REVISIONS
	DWG. BY: SBC		
	DESIGN BY: SBC		
REVIEWED BY: CLL			



REFER TO RSD NOS. 1205.01, 1205.02, 1205.03, 1205.04, 1205.05, 1205.06, 1205.07, 1250.01, AND 1251.01 FOR PLACEMENT OF FINAL PAVEMENT MARKINGS, SYMBOLS, AND MARKERS UNLESS NOTED OTHERWISE.

ALL PAVEMENT MARKING SYMBOLS AND CHARACTERS SHALL BE THERMOPLASTIC UNLESS NOTED OTHERWISE.

SEE PM-1 FOR FINAL PAVEMENT MARKING SCHEDULE


★ INDICATES SIGNALIZED INTERSECTION

APPROVED: *Chad L. Lanford* DATE: 7/16/07



FINAL PAVEMENT MARKINGS

SCALE: 1:500
 DATE: 03-26-07
 DWG. BY: SBC
 DESIGN BY: SBC
 REVIEWED BY: CLL



REVISIONS	

I:\JUL-2007_07\46\DOT\GIS\Projects\R2555A\Traffic\TrafficControl\Top\pavement markings\R2555A_TC_pm05.dgn AT WZTC22469

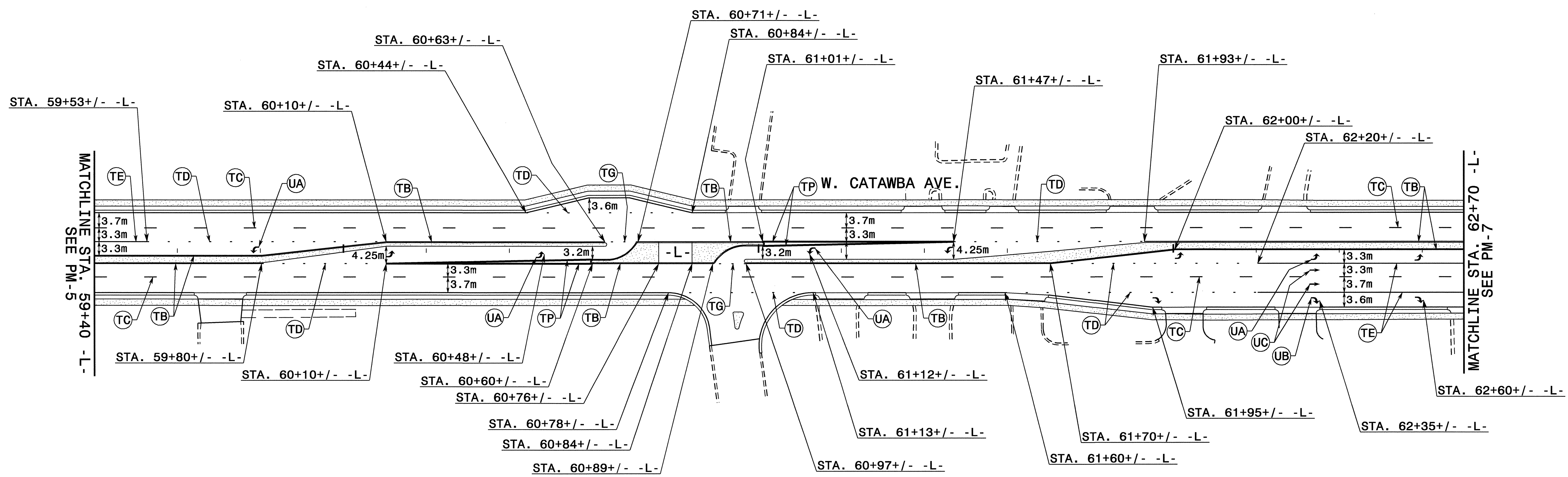



PROJ. REFERENCE NO.	SHEET NO.
R-2555A	PM-6

60

61

62




REFER TO RSD NOS. 1205.01, 1205.02, 1205.03, 1205.04, 1205.05, 1250.01, AND 1251.01 FOR PLACEMENT OF FINAL PAVEMENT MARKINGS, SYMBOLS, AND MARKERS UNLESS NOTED OTHERWISE.

ALL PAVEMENT MARKING SYMBOLS AND CHARACTERS SHALL BE THERMOPLASTIC UNLESS NOTED OTHERWISE.


SEE PM-1 FOR FINAL PAVEMENT MARKING SCHEDULE

APPROVED: *Chad L. Lanford* DATE: 7/19/07




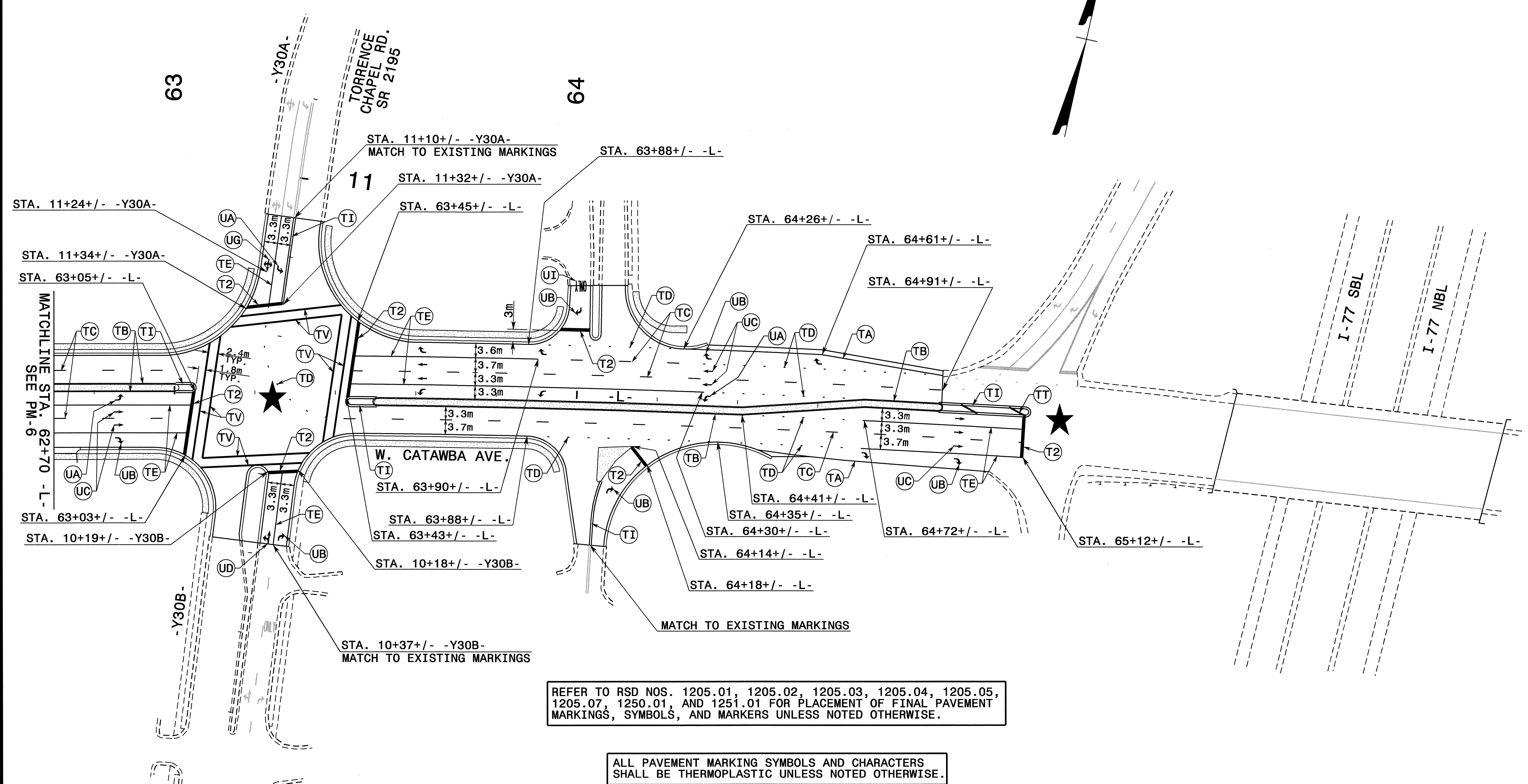
FINAL PAVEMENT MARKINGS

SCALE: 1:500
 DATE: 03-26-07
 DWG. BY: SBC
 DESIGN BY: SBC
 REVIEWED BY: CLL



REVISIONS	

15-JUL-2007 07:46
 C:\001\2007\Projects\R2555A\Traffic\TrafficControl\Tcp\pavement markings\R2555A_TC.pm06.dgn
 SBCGTS AT WZTC22469



I:\JUL-2007 07:46 I:\proj\TIP\Projects-R\2555A\Traffic\TrafficControl\top\pavement markings\R2555A_TC_pm07.dgn
 scottb AT WZ 12/22/09

REFER TO RSD NOS. 1205.01, 1205.02, 1205.03, 1205.04, 1205.05, 1205.07, 1250.01, AND 1251.01 FOR PLACEMENT OF FINAL PAVEMENT MARKINGS, SYMBOLS, AND MARKERS UNLESS NOTED OTHERWISE.

ALL PAVEMENT MARKING SYMBOLS AND CHARACTERS SHALL BE THERMOPLASTIC UNLESS NOTED OTHERWISE.

SEE PM-1 FOR FINAL PAVEMENT MARKING SCHEDULE

★ INDICATES SIGNALIZED INTERSECTION

APPROVED: <i>Chris L. Lanford</i> DATE: 7/11/07		FINAL PAVEMENT MARKINGS								
	SCALE: 1:500									
	DATE: 06-23-05									
	DWG. BY: SBC									
	DESIGN BY: SBC									
REVIEWED BY: CLL	<table border="1"> <thead> <tr> <th colspan="2">REVISIONS</th> </tr> </thead> <tbody> <tr> <td> </td> <td> </td> </tr> <tr> <td> </td> <td> </td> </tr> <tr> <td> </td> <td> </td> </tr> </tbody> </table>		REVISIONS							
REVISIONS										

11