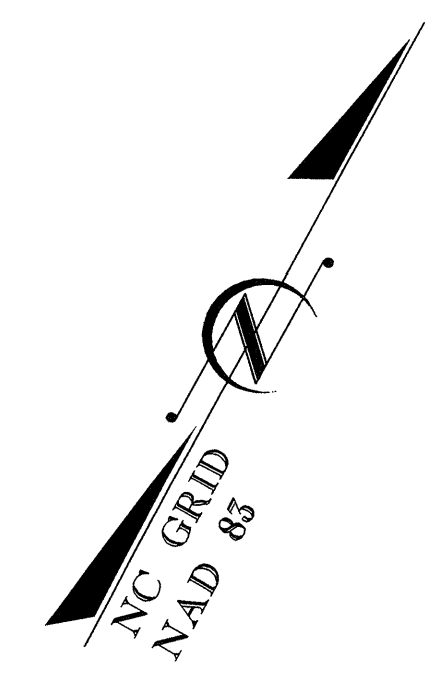


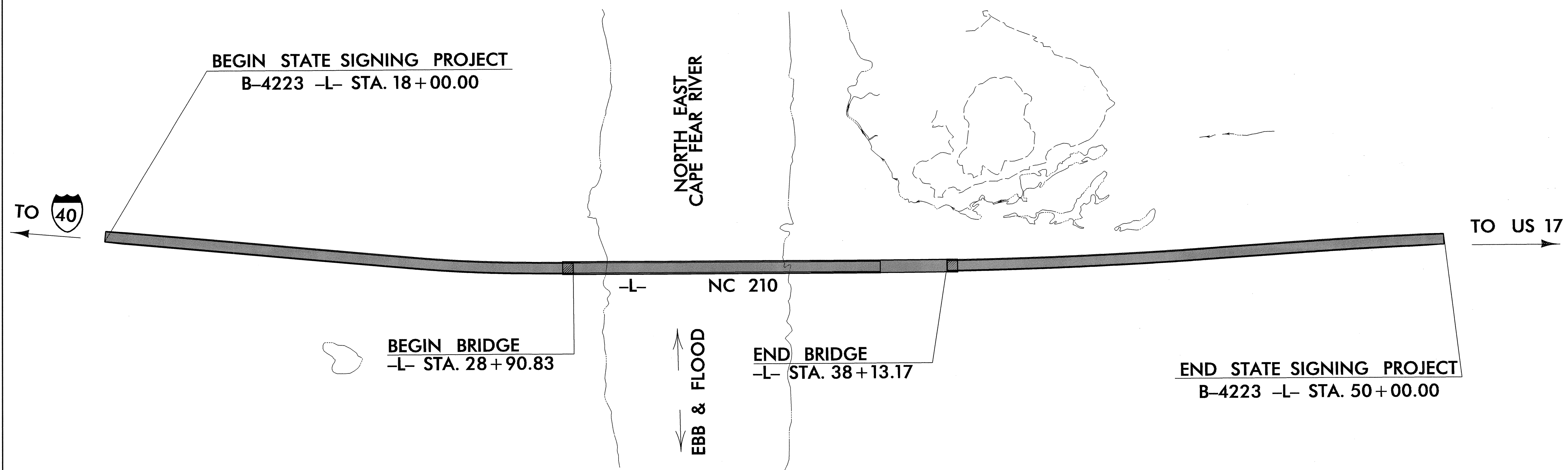
**STATE OF NORTH CAROLINA
DEPARTMENT OF TRANSPORTATION**

**SIGNING PLANS
PENDER COUNTY**

LOCATION: BRIDGE NO. 21 ON NC 210 OVER NORTHEAST CAPE FEAR RIVER



CONTRACT NO.: C201483 T.I.P.: B-4223



SUMMARY OF QUANTITIES

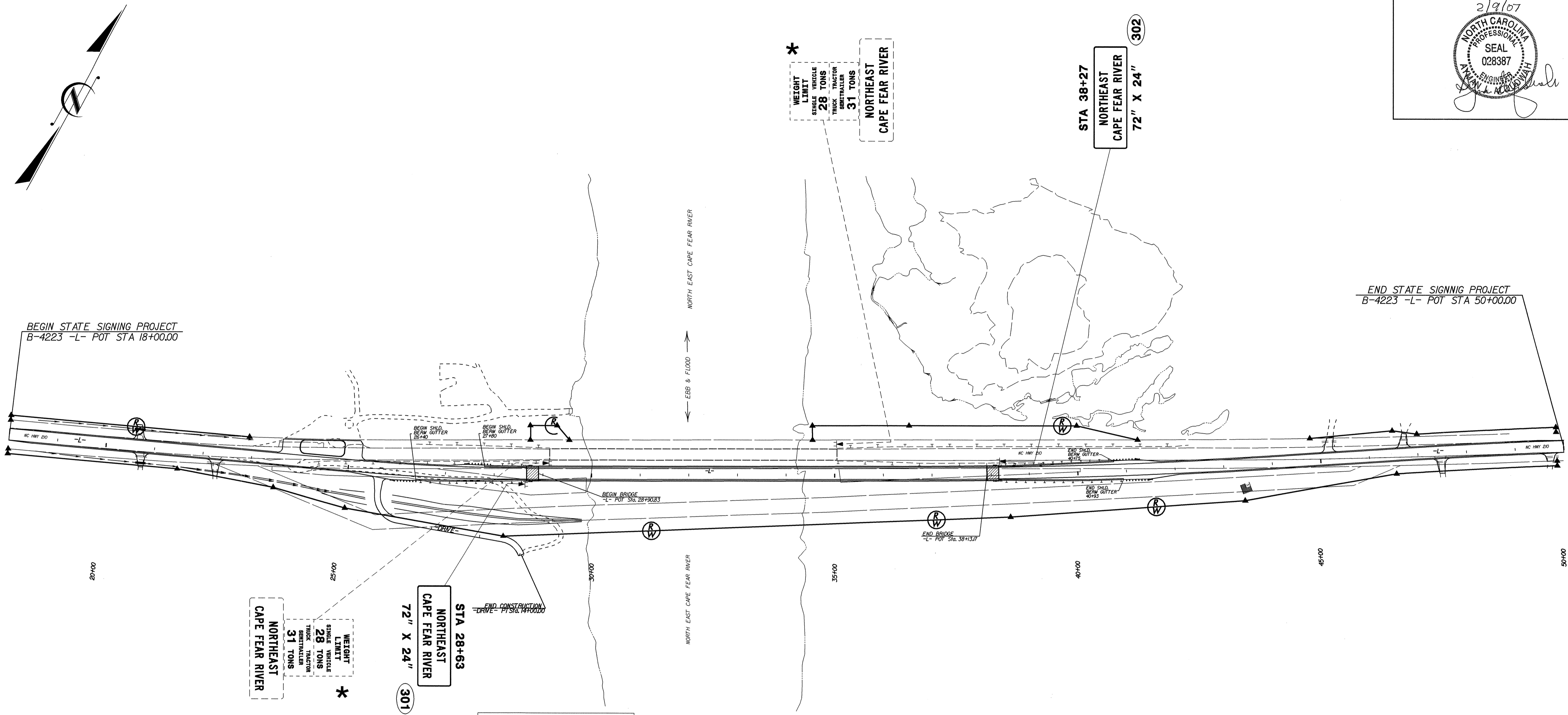
ITEM NO.		ITEM DESCRIPTION	QUANTITY	UNIT
DESC. NO.	SECT. NO.			
4025000000	901	CONTRACTOR FURNISHED, TYPE D SIGN	24	S.F.
4072000000	903	SUPPORTS, 3-LB STEEL U-CHANNEL	73	L.F.
4096000000	904	SIGN ERECTION, TYPE D	2	EA.
4155000000	907	DISPOSAL OF SIGN SYSTEM, U-CHANNEL	2	EA.

ROADWAY STANDARD DRAWINGS
APPLICABLE TO THESE SIGNING PLANS
904.10 904.50

INDEX

SHEET NO.	DESCRIPTION
1	TITLE SHEET
2	E SHEET
3	EXISTING/PROPOSED ROADWAY

PLAN PREPARED BY: N.C.D.O.T. SIGNING SECTION	SEAL
<u>RON KING, P.E.</u> SIGNING ENGINEER <u>A. I. ALQUDWAH, P.E.</u> SIGNING PROJECT ENGINEER <u>D. M. EATON</u> SIGNING PROJECT DESIGN ENGINEER <u>R. R. HENNEIN</u> SIGNING DESIGNER	



* SEE NOTE 5

WARNING SIGNS PLACEMENT CHART

POSTED OR 85TH PERCENTILE SPEED MPH (KMH)	MUTCD DISTANCE FT (M)	SUGGESTED LOCATION FT (M)	SUGGESTED MAXIMUM FT (M)
30 (50)	450 (140)	475 (145)	575 (175)
35 (55)	550 (170)	575 (175)	675 (205)
40 (65)	650 (200)	675 (205)	775 (235)
45 (70)	750 (230)	775 (235)	875 (270)
50 (80)	850 (260)	875 (270)	975 (300)
55 (90)	950 (290)	975 (300)	1075 (330)
60 (95)	1100 (335)	1125 (345)	1225 (375)
65 (105)	1200 (365)	1225 (375)	1325 (405)
70 (115)	1250 (380)	1275 (390)	1375 (420)

1. SEE ROADWAY STANDARD NO. 904.50 FOR MOUNTING OF TYPE 'D', 'E', AND 'F' SIGNS ON 'U' CHANNEL POSTS.
2. SEE CHART FOR PLACEMENT OF WARNING SIGNS. DISTANCES SHOWN IN MINIMUM ROAD COLUMNS ARE FOR LEVEL ROADWAYS. MAKE CORRECTIONS FOR GRADES. IF 48-INCH (1219 MM) SIGNS ARE USED, THE LEGIBILITY DISTANCE MAY BE INCREASED TO 200 FEET (61 M). THIS WOULD ALLOW REDUCING THE CHART SPECIFIED DISTANCE BY 75 FEET (23 M).
3. IF THE BRIDGE IS OVER A MAJOR STREAM OR RIVER, A SIGN FOR THE NAME OF THE STREAM OR RIVER SHOULD BE INSTALLED AT EACH APPROACH. THESE DESIGNS WILL BE COMPLETED BY THE SIGNING SECTION UPON REQUEST.
4. SIGNS FURNISHED BY CONTRACTOR. BACKGROUND SHEETING SHALL BE TYPE III REFLECTIVE SHEETING.
5. DISPOSAL OF SIGN SYSTEM, U-CHANNEL.
6. RELOCATE SIGN, TYPE D, E, OR F.
7. DISPOSAL OF SIGN SYSTEM, WOOD.

EXISTING/PROPOSED ROADWAY
 NC 210
 STA 18+00 TO 50+00