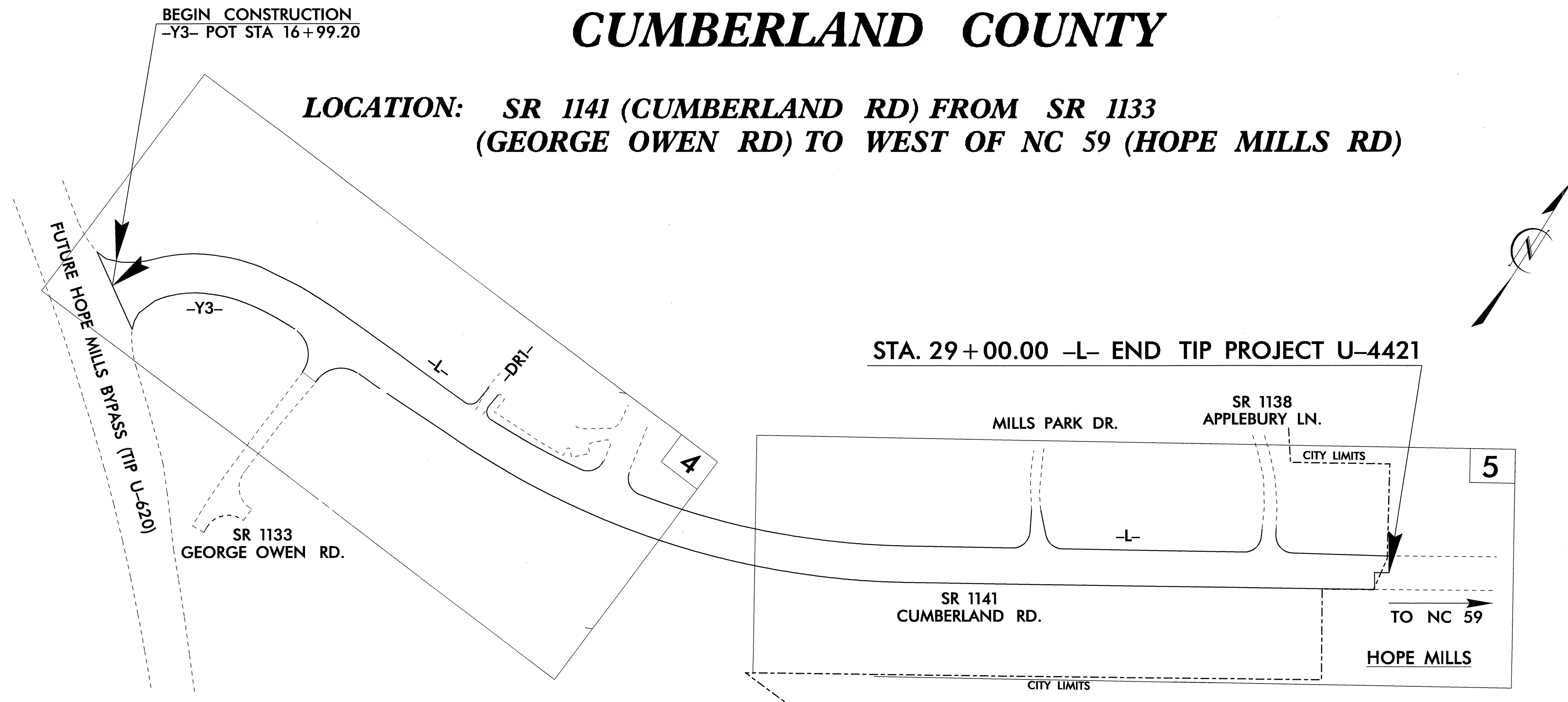


8/17/99

**STATE OF NORTH CAROLINA  
DEPARTMENT OF TRANSPORTATION**

**SIGNING PLANS  
CUMBERLAND COUNTY**

**LOCATION: SR 1141 (CUMBERLAND RD) FROM SR 1133  
(GEORGE OWEN RD) TO WEST OF NC 59 (HOPE MILLS RD)**



**INDEX**

SHEET NO.	DESCRIPTION
1	TITLE SHEET
2	SUMMARY OF QUANTITIES
2	NOTES
3	E SHEETS
4-5	SIGN ROADWAY SHEETS


**T.I.P.: U-4421**

**CONTRACT: C201245**

PLAN PREPARED BY: N.C.D.O.T. SIGNING SECTION

R. W. KING, P.E. SIGNING ENGINEER  
A. ALQUDWAH, P.E. SIGNING PROJECT ENGINEER  
K. JORDAN SIGNING PROJECT DESIGN ENGINEER  
G. M. TERLIZZI SIGNING DESIGN ENGINEER

SEAL



# SIGNS

## SUMMARY OF QUANTITIES

ITEM NO.		ITEM DESCRIPTION	QUANTITY	UNIT
DESC. NO.	SECT. NO.			
4072000000	903	SUPPORTS, 3 LB STEEL U-CHANNEL .....	249	L.F.
4096000000	904	SIGN ERECTION, TYPE D .....	1	EA.
4102000000	904	SIGN ERECTION, TYPE E .....	23	EA.
4155000000	907	DISPOSAL OF SIGN SYSTEM, U-CHANNEL .....	12	EA.
4158000000	907	DISPOSAL OF SIGN SYSTEM, WOOD .....	1	EA.

## NOTES

### Pay Item Notes:

- 1 DISPOSAL OF SIGN SYSTEM, U-CHANNEL
- 2 DISPOSAL OF SIGN SYSTEM, WOOD


### General Notes:

- . SIGNS FURNISHED BY STATE
- . ALL TYPE 'D' SIGNS SHALL BE MOUNTED ON TWO U-CHANNEL POSTS UNLESS OTHERWISE INDICATED ON THE PLANS.
- . IF REMOVAL OR RELOCATION OF SIGNS ON PRIVATE STREET (NON-STATE MAINTAINED) IS REQUIRED DUE TO CONSTRUCTION, THE CONTRACTOR SHALL INFORM THE ENGINEER. THE WORK WILL BE COMPLETED BY OTHERS.
- . SIGNING PLANS DO NOT INCLUDE TEMPORARY CONSTRUCTION SIGNING OR PAVEMENT MARKINGS. SEE TRAFFIC CONTROL PLANS.
- . WHEN NOT STATIONED OR DIMENSIONED ON PLANS, ALL 'E' AND 'F' SIGNS SHALL BE FIELD LOCATED BY THE ENGINEER
- . WHEN EXISTING SIGNS ARE REMOVED AND INSTALLED ON NEW SUPPORTS, THE RE-ERECTION SHALL IMMEDIATELY FOLLOW THE REMOVAL.
- . THE BACKGROUND FOR TYPE E & F SIGNS SHALL BE TYPE III REFLECTIVE SHEETING.

**ROADWAY STANDARD DRAWINGS  
APPLICABLE TO THESE SIGNING PLANS**

904.10  
904.50


401 QUANTITY REQ'D 4



24 X 30  
R2-1

ONE "U" POST PER SIGN


406 QUANTITY REQ'D 2



24 X 30  
R2-1

ONE "U" POST PER SIGN


411 QUANTITY REQ'D 1



36 X 36  
W2-2

ONE "U" POST PER SIGN

402 QUANTITY REQ'D 1



30 X 30  
R1-1

ONE "U" POST PER SIGN


407 QUANTITY REQ'D 2



30 X 8  
S4-3

TYPE IX  
FLUORESCENT YELLOW/GREEN REFLECTIVE SHEETING  
MOUNT ABOVE SIGN .....  
IN .... INSTALLATIONS


403 QUANTITY REQ'D 4



36 X 36  
S1-1

TYPE IX  
FLUORESCENT YELLOW/GREEN REFLECTIVE SHEETING  
ONE "U" POSTS PER SIGN

408 QUANTITY REQ'D 2



24 X 24  
S4-1a

MOUNT BELOW SIGN .....  
IN .... INSTALLATIONS


404 QUANTITY REQ'D 2



24 X 12  
W16-9p

TYPE IX  
FLUORESCENT YELLOW/GREEN REFLECTIVE SHEETING  
MOUNT BELOW SIGN .....  
IN .... INSTALLATIONS

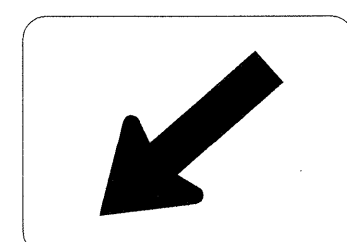
409 QUANTITY REQ'D 1



24 X 30  
R4-7

ONE "U" POST PER SIGN


405 QUANTITY REQ'D 2



30 X 18  
W16-7

TYPE IX  
FLUORESCENT YELLOW/GREEN REFLECTIVE SHEETING  
MOUNT BELOW SIGN .....  
IN .... INSTALLATIONS

410 QUANTITY REQ'D 2



24 X 36  
R3-9b

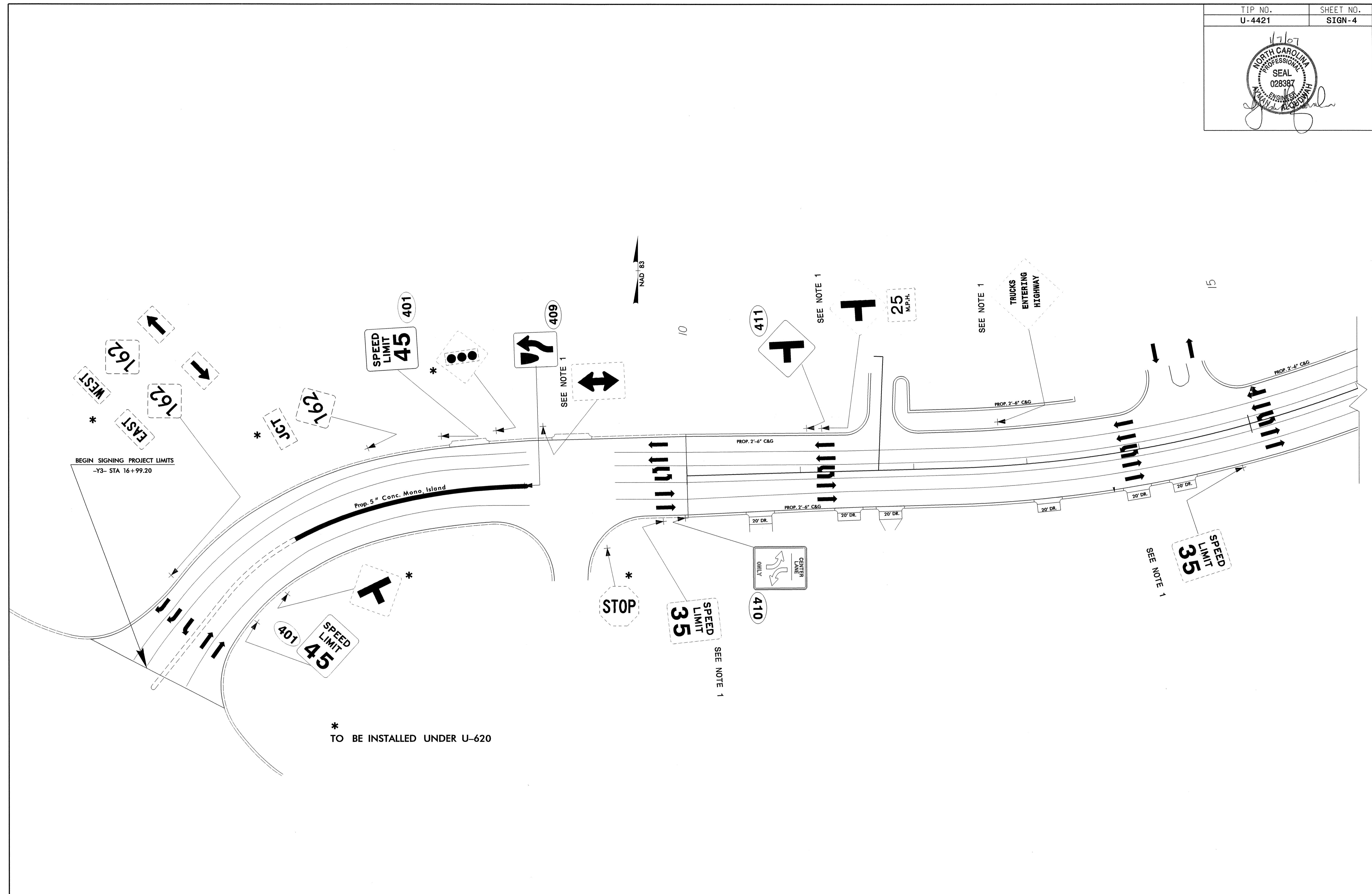

ONE "U" POST PER SIGN

NOTE: THIS DRAWING IS DIMENSIONED  
IN MILLIMETERS UNLESS OTHERWISE  
DEPICTED WITHIN THE DRAWING.

SEAL



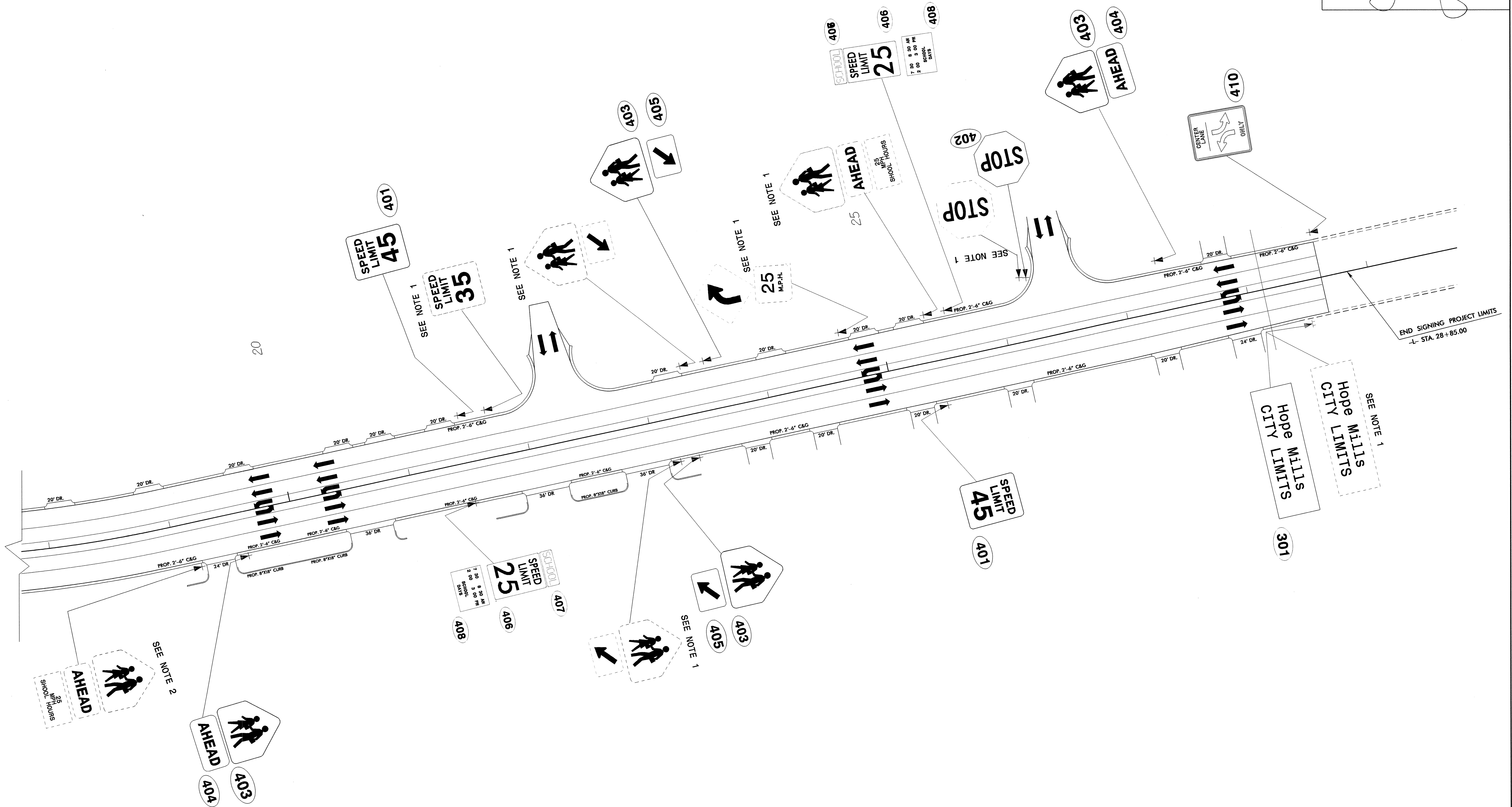

**TYPE "E" SIGNS**



\* TO BE INSTALLED UNDER U-620

CUMBERLAND ROAD  
 EXISTING AND PROPOSED SIGNS  
 -Y- STA. 11+63.23 TO STA. 16+99.20  
 -L- STA. 10+00 TO STA. 16+00

SCALE  
 1"=40'



**CUMBERLAND ROAD**  
**EXISTING AND PROPOSED SIGNS**  
 -L- STA. 17+75 TO STA. 28+25