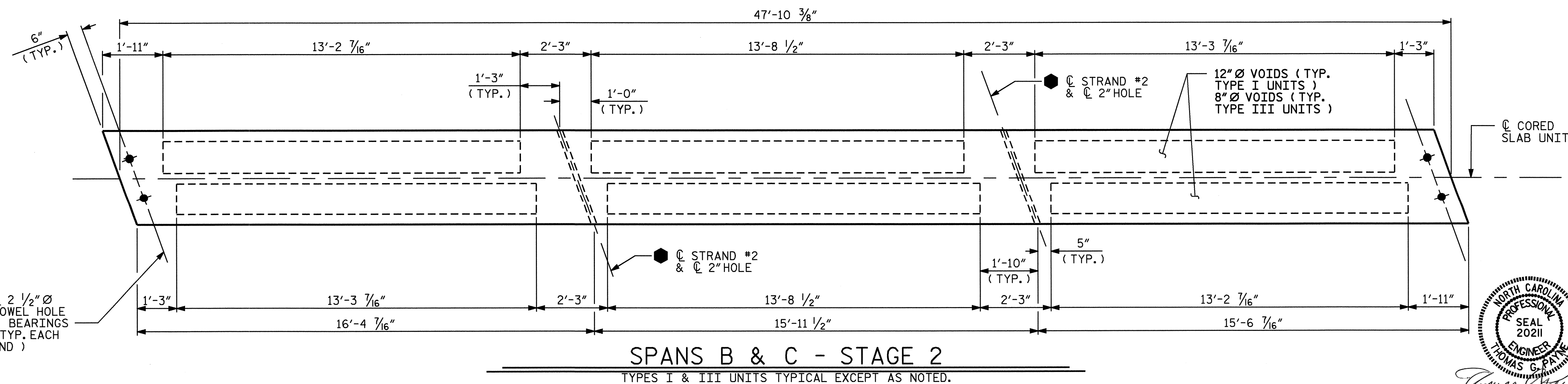
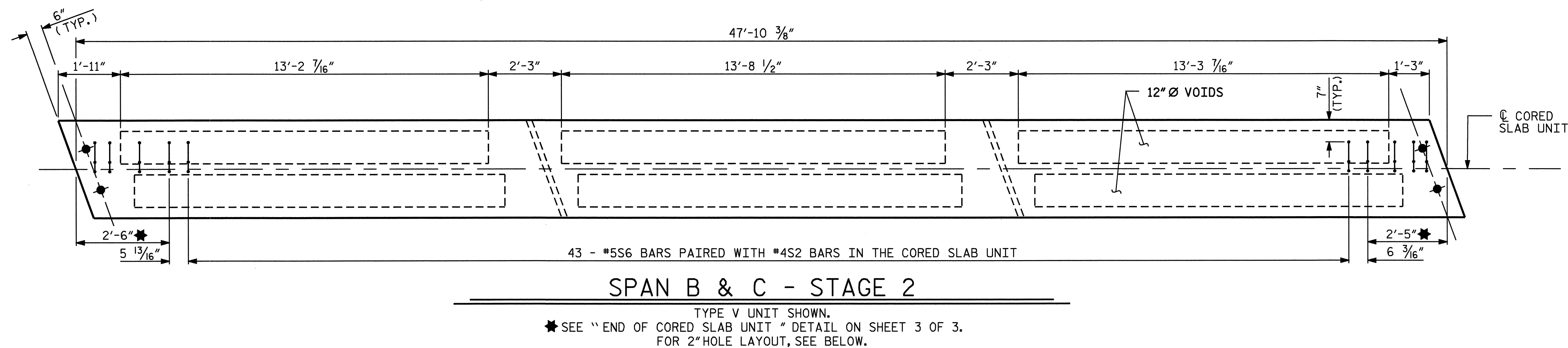



- NOTES**
- SEE "PART PLAN END OF CORED SLAB UNIT" DETAIL ON "TYPICAL SECTIONS" SHEET 2 OF 3 FOR ADDITIONAL REINFORCING.
 - FOR GROUTED RECESS SEE "GROUTED RECESS AT END OF POST-TENSION STRAND CORED SLABS" DETAIL ON "TYPICAL SECTIONS" SHEET 3 OF 3.
 - ◆ STRAND #1 GOES THRU CORED SLAB UNITS IN STAGE 1 CONSTRUCTION.
 - STRAND #2 GOES THRU CORED SLAB UNITS IN STAGES 1 & 2 CONSTRUCTION.
 - DIA. OF VOIDS AND VERTICAL LOCATIONS VARIES, REFER TO "SUPERSTRUCTURE TYPICAL SECTIONS" SHEET 2 OF 3.
 - LOCATION OF #4" B" BARS IN TOP OF CORED SLAB UNITS VARIES, SEE "TYPICAL SECTIONS" SHEET 2 OF 3 FOR SPACING AS PER UNIT TYPE.

FOR LOCATION AND SPACING OF ANCHOR ASSEMBLIES FOR TEMPORARY GUARDRAIL AND WOODEN RAILS, SEE THE SHEETS ENTITLED "WOODEN RAIL".



PROJECT NO. B-3445
CURRITUCK COUNTY
STATION: 24+18.00 -L-
SHEET 2 OF 3

STATE OF NORTH CAROLINA DEPARTMENT OF TRANSPORTATION RALEIGH					
SUPERSTRUCTURE PLAN OF CORED SLAB UNIT SPAN B & C					
REVISIONS					
NO.	BY:	DATE:	NO.	BY:	DATE:
1			3		
2			4		
					SHEET NO. S-17 TOTAL SHEETS 44



DRAWN BY : M. J. OSTRISHKO DATE : 12-12-01
CHECKED BY : K. D. LAYNE DATE : 1-19-02