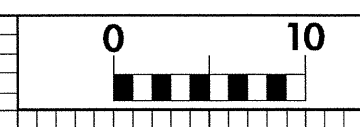


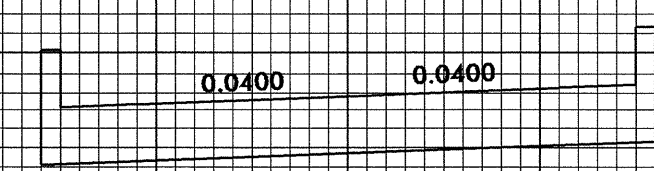
8/23/99



PROJ. REFERENCE NO. B-4027  
SHEET NO. X-2

150 140 130 120 110 100 90 80 70 60 50 40 30 20 10 0 10 20 30 40 50 60 70 80 90 100 110 120 130 140 150

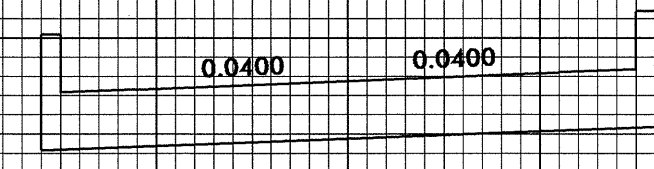
60  
END BRIDGE STA 19+30.00  
60



37.46

19+00.00

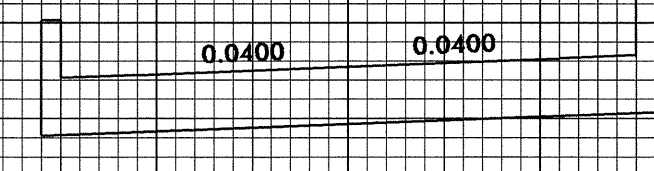
50  
50



36.23

18+50.00


50  
50



40.78

18+00.00

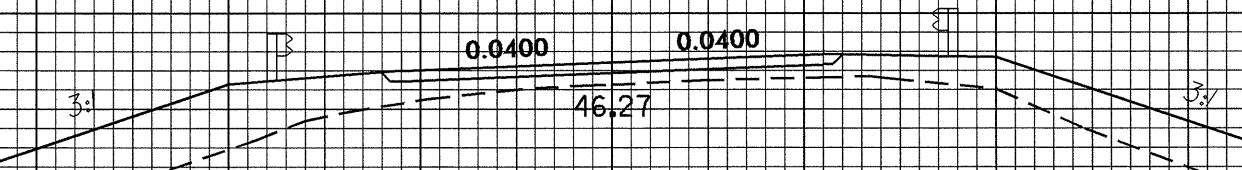
60  
BEGIN BRIDGE STA 17+70.00  
60



46.38

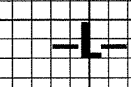
17+50.00

50  
50



46.27

17+00.00



150 140 130 120 110 100 90 80 70 60 50 40 30 20 10 0 10 20 30 40 50 60 70 80 90 100 110 120 130 140 150

27-DEC-2005 15:16 B-4027\_r.dwg Lxp1.dwg