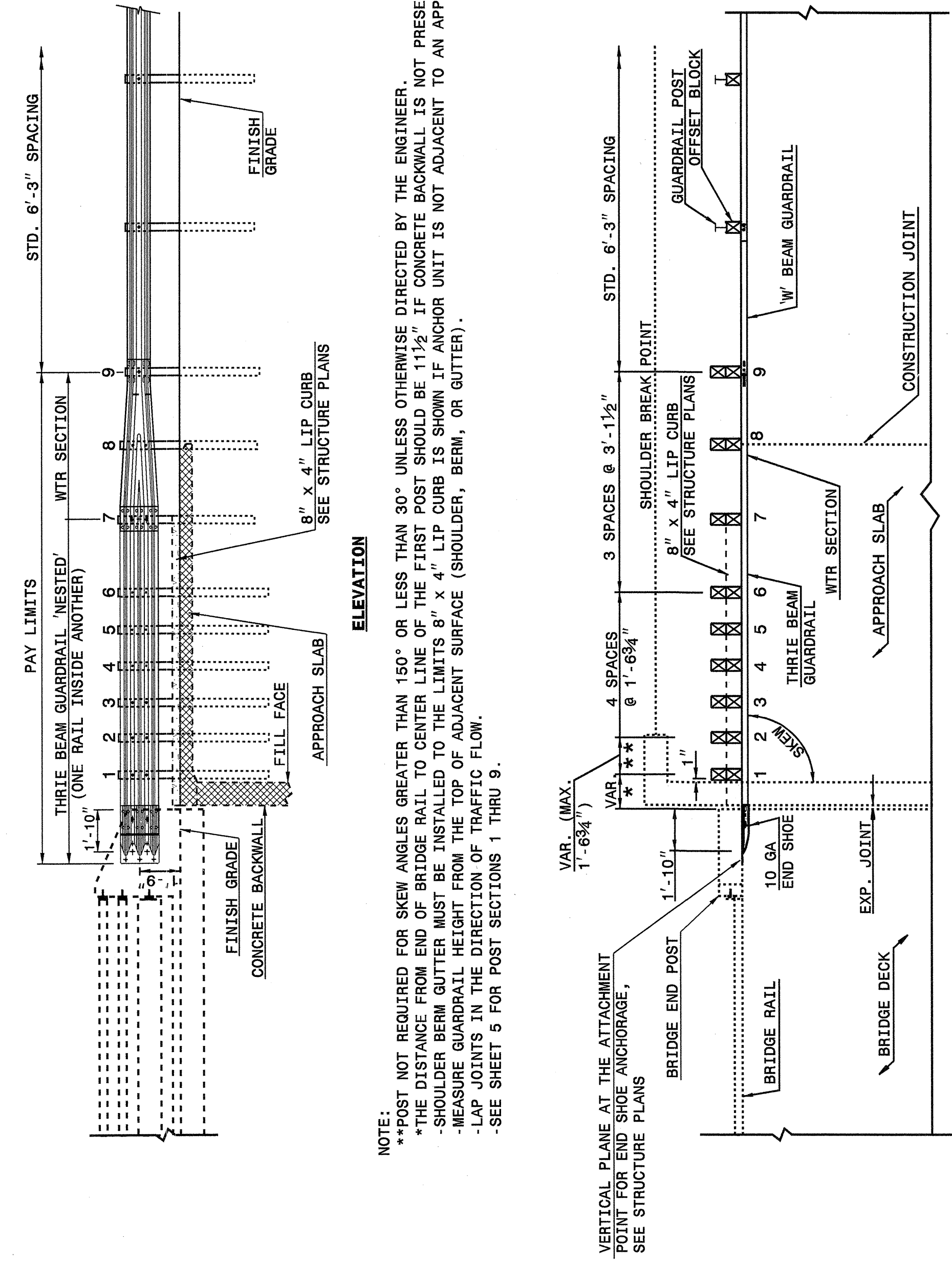


STATE OF
NORTH CAROLINA
DEPT. OF TRANSPORTATION
DIVISION OF HIGHWAYS
RALEIGH, N.C.

ENGLISH DETAIL DRAWING FOR
STRUCTURE ANCHOR UNITS
RAIL ON BRIDGE (15' MINIMUM LENGTH APPROACH SLAB)
SHEET 1 OF 6
862D03



NOTE:
 **POST NOT REQUIRED FOR SKEW ANGLES GREATER THAN 150° OR LESS THAN 30° UNLESS OTHERWISE DIRECTED BY THE ENGINEER.
 *THE DISTANCE FROM END OF BRIDGE RAIL TO CENTER LINE OF THE FIRST POST SHOULD BE 11 1/2" IF CONCRETE BACKWALL IS NOT PRESENT.
 -SHOULDER BERM GUTTER MUST BE INSTALLED TO THE LIMITS 8" x 4" LIP CURB IS SHOWN IF ANCHOR UNIT IS NOT ADJACENT TO AN APPROACH SLAB.
 -MEASURE GUARDRAIL HEIGHT FROM THE TOP OF ADJACENT SURFACE (SHOULDER, BERM, OR GUTTER).
 -LAP JOINTS IN THE DIRECTION OF TRAFFIC FLOW.
 -SEE SHEET 5 FOR POST SECTIONS 1 THRU 9.

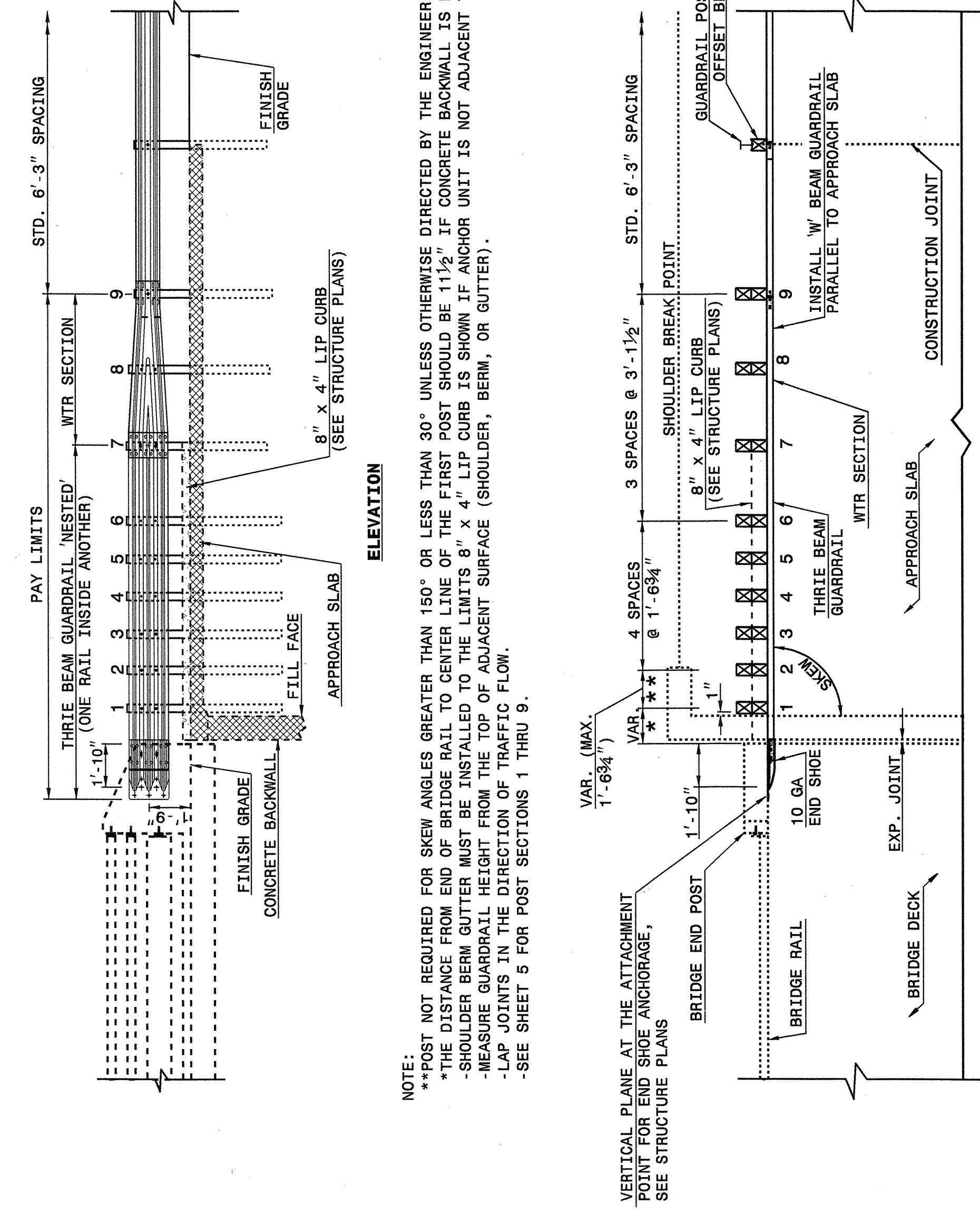
GUARDRAIL ANCHOR UNIT, TYPE III FOR ATTACHMENT TO RAIL ON BRIDGE (15' MINIMUM LENGTH APPROACH SLAB)

STATE OF
NORTH CAROLINA
DEPT. OF TRANSPORTATION
DIVISION OF HIGHWAYS
RALEIGH, N.C.

ENGLISH DETAIL DRAWING FOR
STRUCTURE ANCHOR UNITS
GUARDRAIL ANCHOR UNIT, TYPE III FOR ATTACHMENT TO RAIL ON BRIDGE (15' MINIMUM LENGTH APPROACH SLAB)
SHEET 1 OF 6
862D03

STATE OF
NORTH CAROLINA
DEPT. OF TRANSPORTATION
DIVISION OF HIGHWAYS
RALEIGH, N.C.

ENGLISH DETAIL DRAWING FOR
STRUCTURE ANCHOR UNITS
RAIL ON BRIDGE (25' MINIMUM LENGTH APPROACH SLAB)
SHEET 2 OF 6
862D03



NOTE:
 **POST NOT REQUIRED FOR SKEW ANGLES GREATER THAN 150° OR LESS THAN 30° UNLESS OTHERWISE DIRECTED BY THE ENGINEER.
 *THE DISTANCE FROM END OF BRIDGE RAIL TO CENTER LINE OF THE FIRST POST SHOULD BE 11 1/2" IF CONCRETE BACKWALL IS NOT PRESENT.
 -SHOULDER BERM GUTTER MUST BE INSTALLED TO THE LIMITS 8" x 4" LIP CURB IS SHOWN IF ANCHOR UNIT IS NOT ADJACENT TO AN APPROACH SLAB.
 -MEASURE GUARDRAIL HEIGHT FROM THE TOP OF ADJACENT SURFACE (SHOULDER, BERM, OR GUTTER).
 -LAP JOINTS IN THE DIRECTION OF TRAFFIC FLOW.
 -SEE SHEET 5 FOR POST SECTIONS 1 THRU 9.

GUARDRAIL ANCHOR UNIT, TYPE III FOR ATTACHMENT TO RAIL ON BRIDGE (25' MINIMUM LENGTH APPROACH SLAB)


STATE OF
NORTH CAROLINA
DEPT. OF TRANSPORTATION
DIVISION OF HIGHWAYS
RALEIGH, N.C.

ENGLISH DETAIL DRAWING FOR
STRUCTURE ANCHOR UNITS
GUARDRAIL ANCHOR UNIT, TYPE III FOR ATTACHMENT TO RAIL ON BRIDGE (25' MINIMUM LENGTH APPROACH SLAB)
SHEET 2 OF 6
862D03

PROJECT SERVICES UNIT
STANDARDS AND SPECIAL DESIGN
Office 919-250-4128 FAX 919-250-4119

SEE PLATE FOR TITLE

ORIGINAL BY: 2002 STANDARDS DATE: 01-15-02
 MODIFIED BY: E.E. WARD DATE: 09-14-05
 CHECKED BY: *Jules Hunt* DATE: 7/1/05
 FILE SPEC.: stds/02stdstodetails/english/862d03.dgn



21-SEP-2005 09:34 C:\Contrac\stds\Special Details\encl\stds\02stds\02stdstodetails/english\862d03\0862d03.dgn ericward AT P5222263