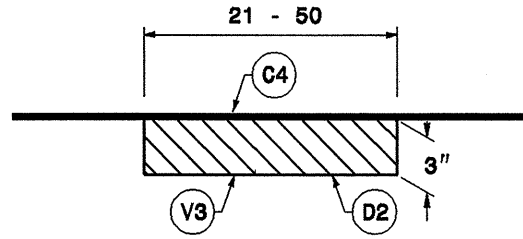


NOTE: STA 0+00 STARTS AT NEW PAVEMENT JOINT WEST OF (SR1158) HUFFMAN MILL RD.

PROJECT NO.	SHEET NO.	TOTAL SHEETS
38183.3.1(1-4713)	8	8

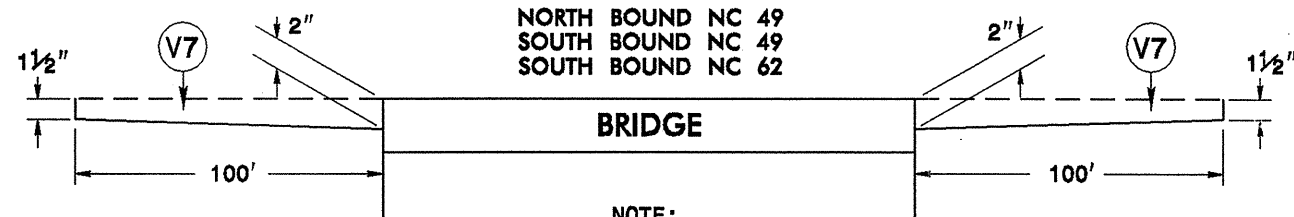
MILLING DETAIL 6



MILL EXISTING ASPHALT PAVEMENT 3" IN DEPTH AT LOCATIONS AS DIRECTED BY THE ENGINEER.

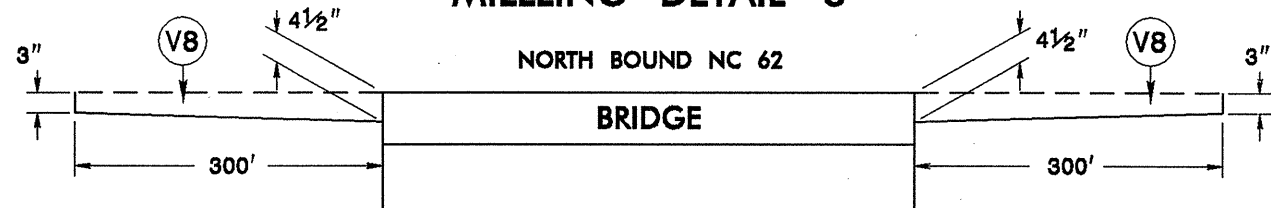
NOTE:
TO BE USED IN CONJUNCTION WITH
TS. NO. 3,5 ON MAP 4.

MILLING DETAIL 7

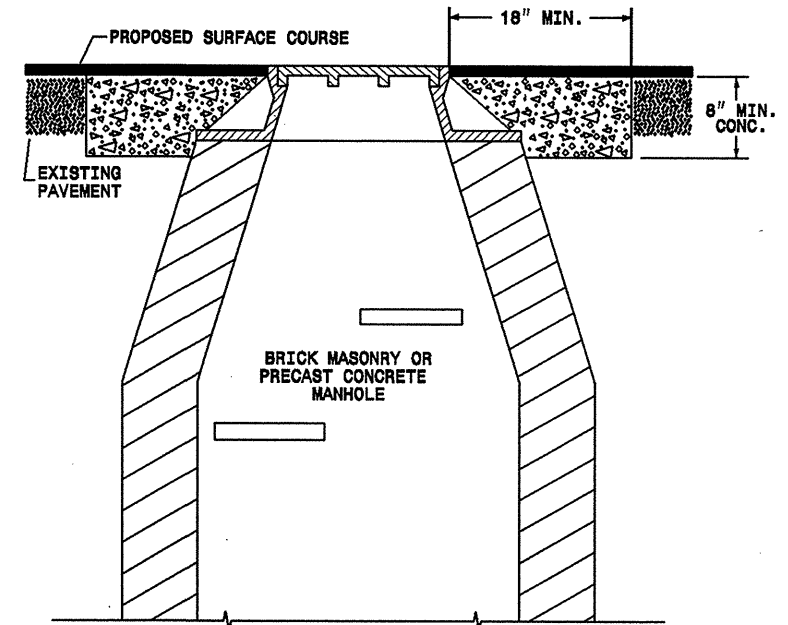


NOTE:
TO BE USED IN CONJUNCTION WITH
TS. NO. 1 ON MAP 1
TS. NO. 1 ON MAP 9

MILLING DETAIL 8



NOTE:
TO BE USED IN CONJUNCTION WITH
TS. NO. 2 ON MAP 1



- NOTES:
- MORTAR SHALL BE MIXED TO NCDOT SPECIFICATIONS.
 - ALL FAULTY EXISTING BRICKWORK TO BE REMOVED AND REPLACED WITH NEW BRICK MASONRY.
 - EXCAVATION FOR THE ADJUSTMENT SHALL BE SHEER CUT ON ALL SIDES.
 - RAPID SET GROUT, MORTAR, OR CONCRETE SHALL BE USED

PAVEMENT SCHEDULE

C1	PROP. APPROX. 2" ASPHALT. CONC. SURFACE COURSE, TYPE S9.5D, AT AN AVERAGE RATE OF 224 LBS. PER SQ. YD.		
C2	PROP. APPROX. 1 1/2" ASPHALT. CONC. SURFACE COURSE, TYPE S9.5D, AT AN AVERAGE RATE OF 168 LBS. PER SQ. YD.		
C3	PROP. APPROX. 2" ASPHALT. CONC. SURFACE COURSE, TYPE S9.5C, AT AN AVERAGE RATE OF 224 LBS. PER SQ. YD.		
C4	PROP. APPROX. 1 1/2" ASPHALT. CONC. SURFACE COURSE, TYPE S9.5C, AT AN AVERAGE RATE OF 168 LBS. PER SQ. YD.		
D1	PROP. APPROX. 3" ASPHALT. CONC. INTERMEDIATE COURSE, TYPE I19.0D, AT AN AVERAGE RATE OF 342 LBS. PER SQ. YD.		
D2	PROP. APPROX. 3" ASPHALT. CONC. INTERMEDIATE COURSE, TYPE I19.0C, AT AN AVERAGE RATE OF 342 LBS. PER SQ. YD.		
D3	PROP. APPROX. 4 1/2" ASPHALT. CONC. INTERMEDIATE COURSE, TYPE I19.0C, AT AN AVERAGE RATE OF 513 LBS. PER SQ. YD.		
E	PROP. APPROX. 11" ASPHALT. CONC. BASE COURSE, TYPE B25.0C, AT AN AVERAGE RATE OF 627 LBS. PER SQ. YD. IN EACH OF TWO LAYERS		
R1	EXPRESS GUTTER	U1	EXISTING TRAVELWAY.
R2	2-6 CURB AND GUTTER	U2	EXISTING PAVED SHOULDER.
T	EARTH MATERIAL		

MILLING SCHEDULE

V1	MILLING BITUMINOUS PAVEMENT 1 1/2" DEPTH.
V2	MILLING BITUMINOUS PAVEMENT 2" DEPTH.
V3	MILLING BITUMINOUS PAVEMENT 3" DEPTH.
V4	MILLING BITUMINOUS PAVEMENT 4 1/2" DEPTH.
V5	MILLING BITUMINOUS PAVEMENT 0 - 1 1/2" DEPTH.
V6	MILLING BITUMINOUS PAVEMENT 0 - 2" DEPTH.
V7	MILLING BITUMINOUS PAVEMENT 1 1/2 - 2" DEPTH.
V8	MILLING BITUMINOUS PAVEMENT 3 - 4 1/2" DEPTH.

23-DEC-2004 08:34 Projects Division \Moving Ahead\38183.3.1\1-4713_Typicals.dgn dshuller