

5/28/99  
 17-NOV-2005 13:56  
 c:\surf\crr\2005\guilford\2006\guilford 3\wheelchair-2.dgn

STATE	PROJECT NO.	SHEET NO.	TOTAL SHEETS
N.C.	7CR.10411.11, ETC.	12	14

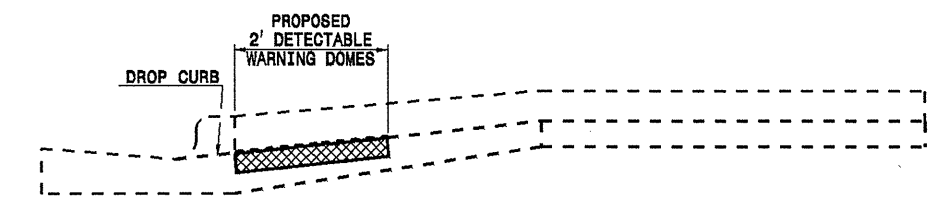
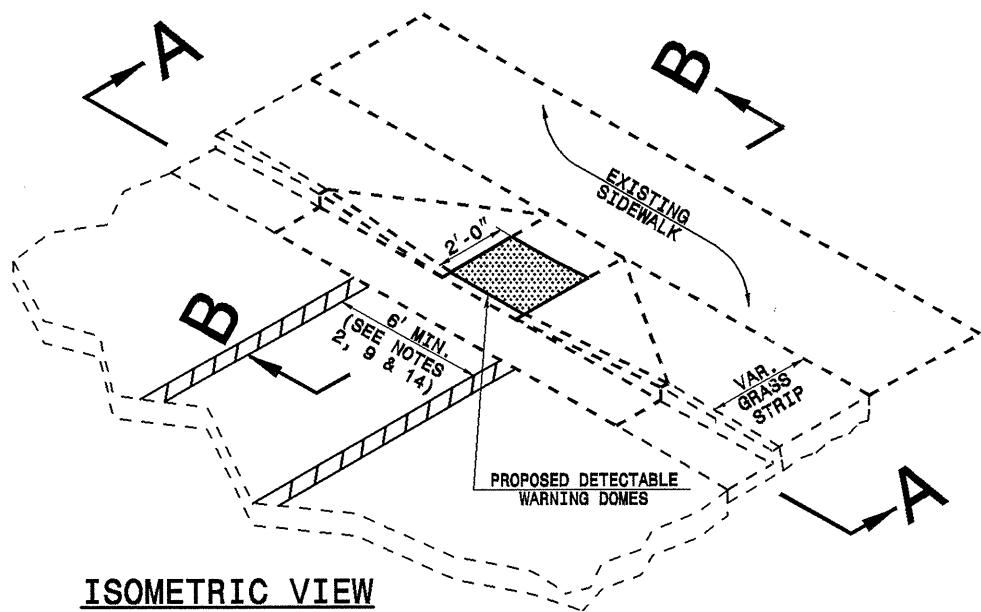
7CR.10411.11, 7CR.20411.11, 7CR.304106.11,  
 7CR.304126.11, 7CR.304129.11, 7CR.304134.11

STATE OF NORTH CAROLINA  
 DEPT. OF TRANSPORTATION  
 DIVISION OF HIGHWAYS  
 RALEIGH, N.C.

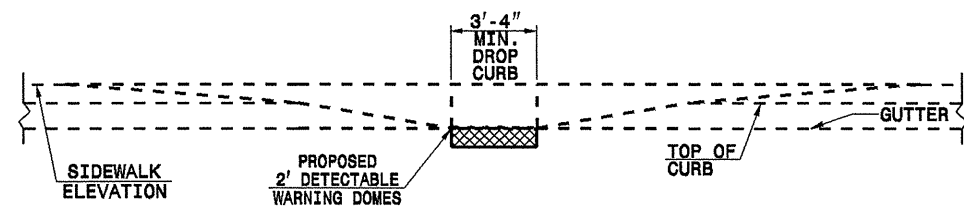
ENGLISH DETAIL DRAWING FOR  
 RETROFITTING DETECTABLE WARNING DOMES  
 ONTO EXISTING WHEELCHAIR RAMP  
 CURB CUT

STATE OF NORTH CAROLINA  
 DEPT. OF TRANSPORTATION  
 DIVISION OF HIGHWAYS  
 RALEIGH, N.C.

ENGLISH DETAIL DRAWING FOR  
 RETROFITTING DETECTABLE WARNING DOMES  
 ONTO EXISTING WHEELCHAIR RAMP  
 CURB CUT




SECTION B-B

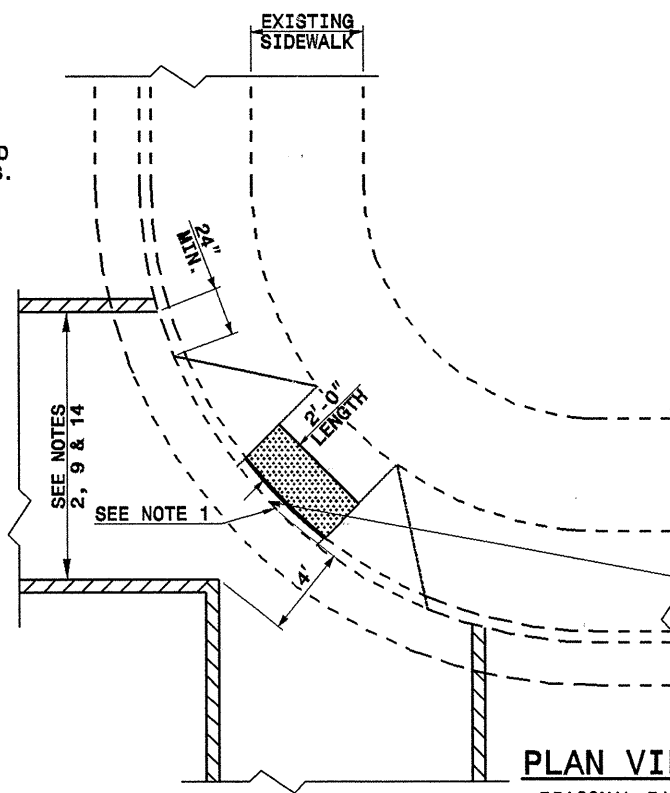
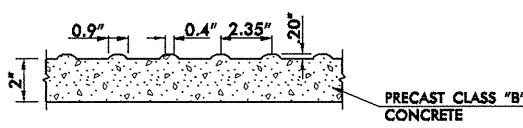


SECTION A-A

1. DETECTABLE WARNING DOMES SHALL COVER 2'-0" LENGTH AND FULL WIDTH OF THE RAMP FLOOR AS SHOWN ON THE DETAILS.
2. THE RAMP MAY BE YELLOW IN COLOR OR ANY COLOR WITH A 70% CONTRAST RATIO.

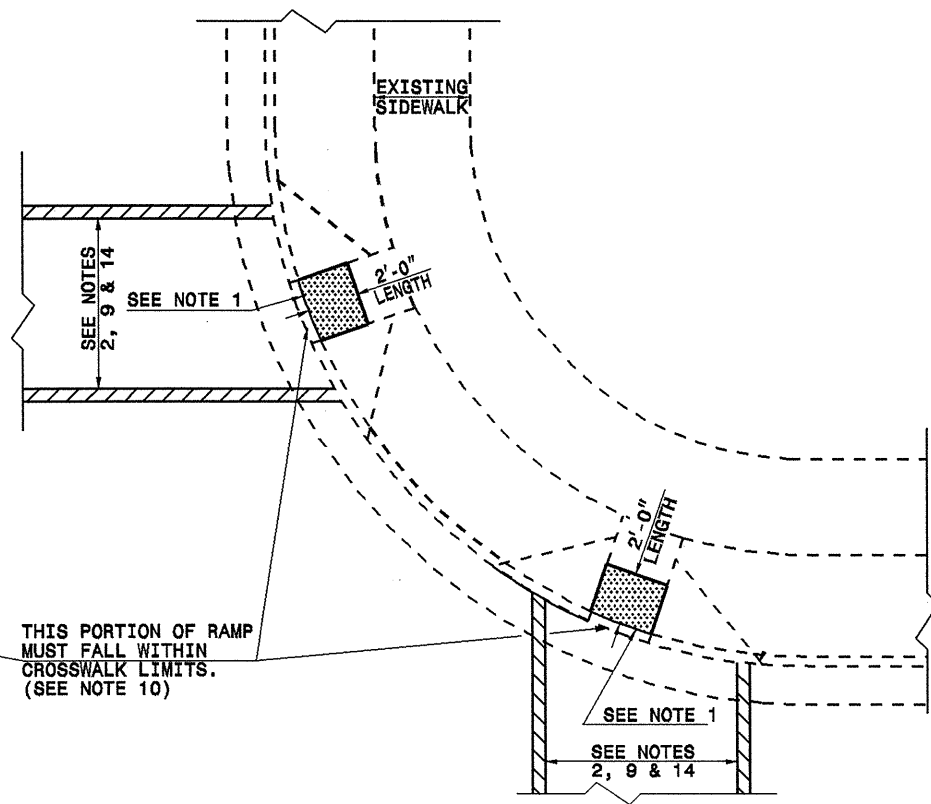


DETECTABLE WARNING DOMES



PLAN VIEW

DIAGONAL RAMP  
 MAX. 25' RADII  
 (60" MIN. FLOOR WIDTH)



PLAN VIEW

DUAL RAMPS  
 ANY RADII  
 (40" MIN. FLOOR WIDTH)