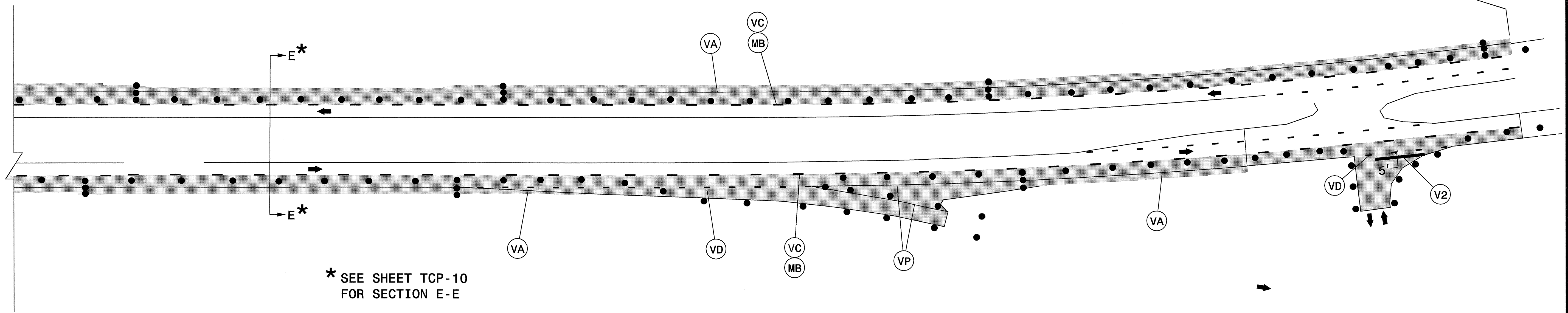


PROJ. REFERENCE NO.	SHEET NO.
B-4009	TCP-11

STA. 55+60 +/- -L-
 USE R.S.D. 1101.02,
 SHEET 3 OF 7
 FOR RIGHT LANE
 CLOSURE







* SEE SHEET TCP-10
 FOR SECTION E-E

PAVEMENT MARKINGS/MARKERS

- PA = 4" WHITE EDGELINE (PAINT)
- PB = 4" YELLOW EDGELINE (PAINT)
- PC = 4" WHITE SKIP LINE (PAINT)
- PD = 4" WHITE MINISKIP (PAINT)
- PR = 8" WHITE GORE LINE (PAINT)
- RA = 4" WHITE EDGELINE (REMOVEABLE TAPE)
- RB = 4" YELLOW EDGELINE (REMOVEABLE TAPE)
- RC = 4" WHITE SKIP LINE (REMOVEABLE TAPE)
- VA = 4" WHITE EDGELINE (POLYUREA)
- VB = 4" YELLOW EDGELINE (POLYUREA)
- VC = 4" WHITE SKIP LINE (POLYUREA)
- VD = 4" WHITE MINI SKIP (POLYUREA)
- VP = 8" WHITE GORE LINE (POLYUREA)
- V2 = 24" WHITE STOPBAR (POLYUREA)
- MB = PERMANENT RAISED CRYSTAL & RED MARKER
- MI = TEMPORARY RAISED CRYSTAL & RED MARKER

29-JUL-2005 07:50
 \\ets-cf803\B40098\trafficontra\top\B-4009_TCP_TCP11.dgn
 mwashaya AT WZT224168

APPROVED:  DATE: 7/05	PHASE II, STEPS 3 & 4									
	SCALE: NONE									
	DATE: 7/05									
	DWG. BY: KPB									
	DESIGN BY: JWG									
REVIEWED BY: 	<table border="1"> <thead> <tr> <th colspan="2">REVISIONS</th> </tr> </thead> <tbody> <tr> <td> </td> <td> </td> </tr> <tr> <td> </td> <td> </td> </tr> <tr> <td> </td> <td> </td> </tr> </tbody> </table>		REVISIONS							
REVISIONS										