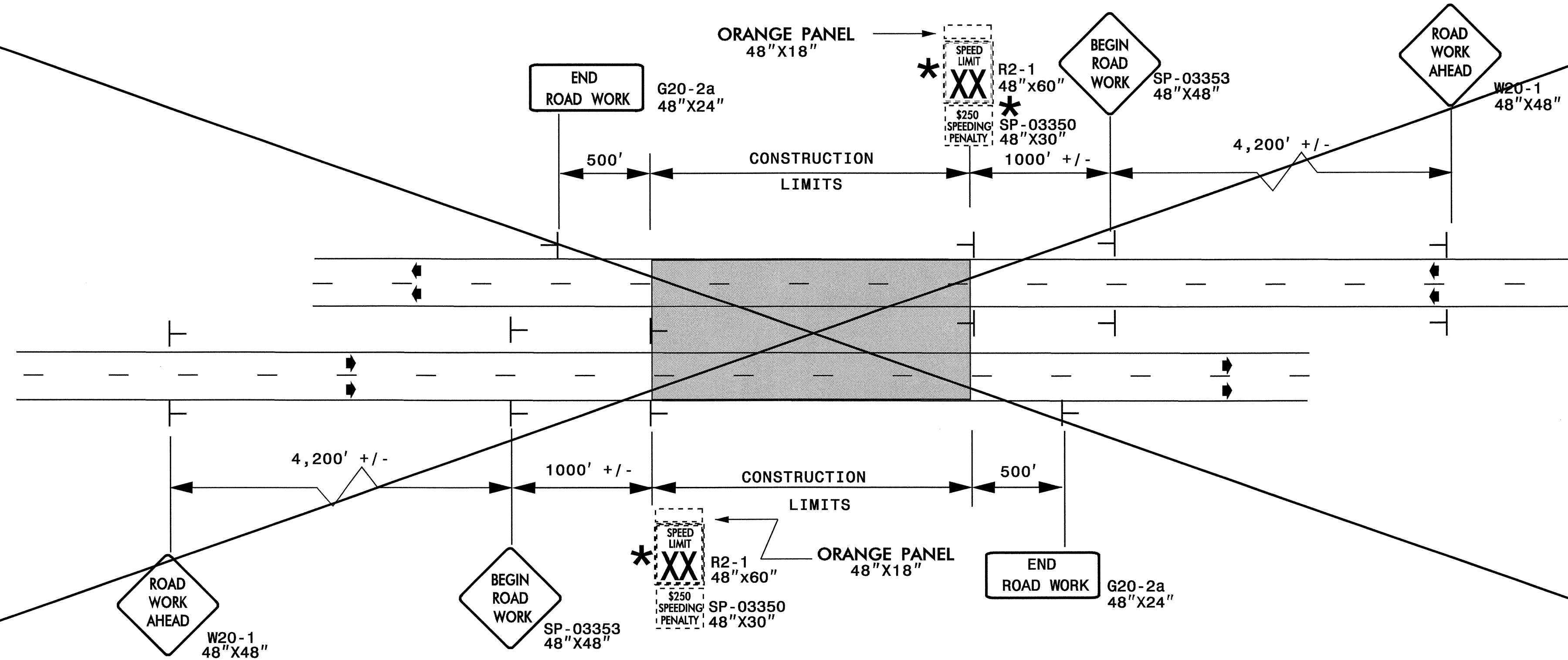


# ADVANCED WORK ZONE WARNING SIGNING FOR FREEWAYS (4 LANES OR GREATER)

PROJ. REFERENCE NO.	SHEET NO.
R-4404	TCP-4

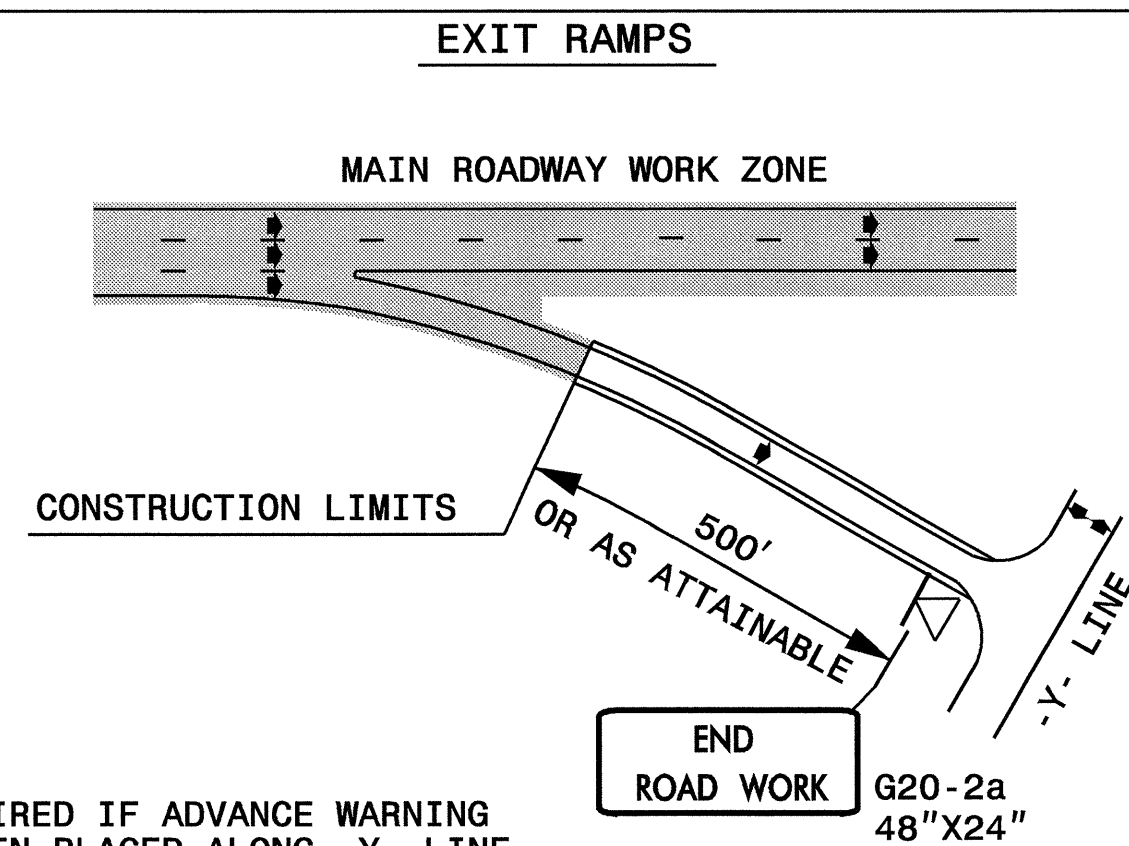
## DETAIL A



LEGEND	
	STATIONARY SIGN
➔	DIRECTION OF TRAFFIC FLOW

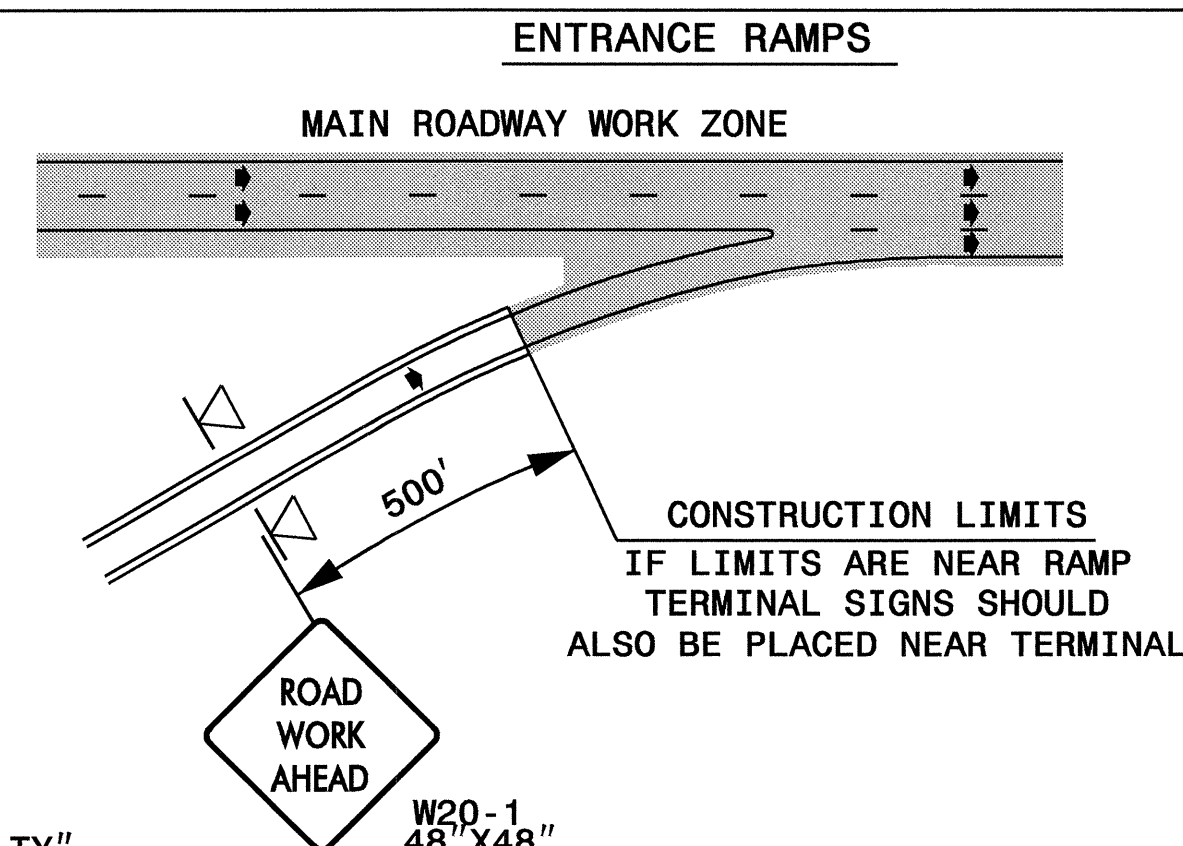
\* USE THE "\$250 SPEEDING PENALTY" SIGN, SPEED LIMIT SIGN, AND ORANGE PANEL; ONLY WHEN A "\$250 SPEEDING PENALTY" ORDINANCE HAS BEEN ISSUED BY THE REGIONAL TRAFFIC ENGINEER.

## DETAIL B



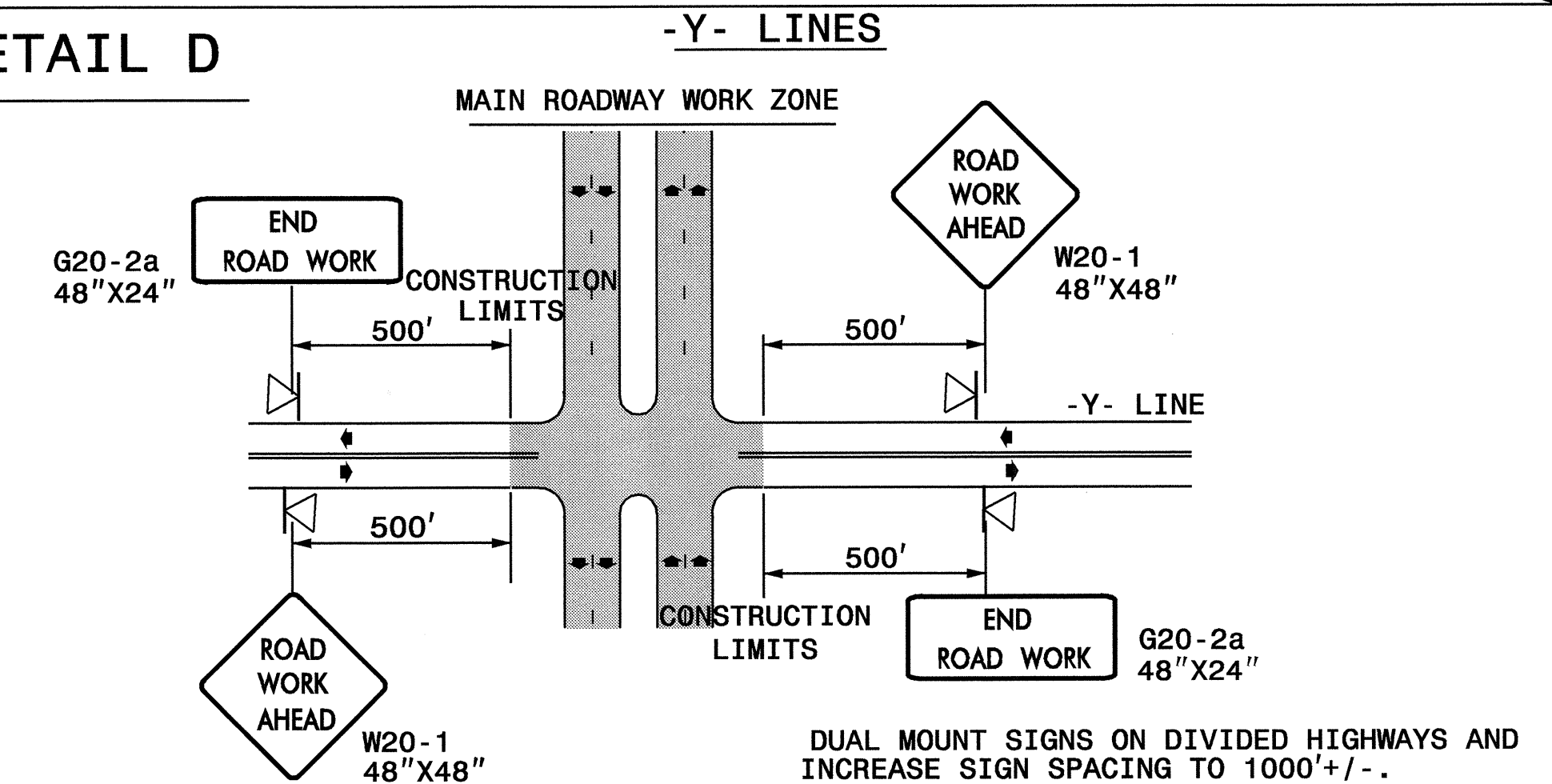
NOTE: SIGN NOT REQUIRED IF ADVANCE WARNING SIGNS HAVE BEEN PLACED ALONG -Y- LINE THAT RAMP INTERSECTS. IF CONSTRUCTION LIMITS ARE AT END OF RAMP, PLACE SIGN AT END OF RAMP.

## DETAIL C



\*\* USE THE "\$250 SPEEDING PENALTY" SUPPLEMENTAL SIGN ONLY IF AN ORDINANCE HAS BEEN ISSUED BY THE REGIONAL TRAFFIC ENGINEER.

## DETAIL D



DUAL MOUNT SIGNS ON DIVIDED HIGHWAYS AND INCREASE SIGN SPACING TO 1000'+/-.

## GENERAL NOTES

- USE FLUORESCENT ORANGE SHEETING (TYPE VII OR HIGHER) ON ALL ADVANCED WORK ZONE SIGNS.
- DO NOT INSTALL ADVANCE WARNING SIGNS MORE THAN 3 DAYS PRIOR TO BEGINNING OF WORK.
- SIGNS SHOWN ARE REQUIRED FOR WORK ZONES THAT INVOLVE SHORT-TERM DAILY MAINTENANCE TYPE OPERATIONS. ALL SIGNS ARE PORTABLE MOUNTED.
- ALL SIGN SPACING DIMENSIONS ARE APPROXIMATE, FIELD ADJUST AS NECESSARY OR AS DIRECTED.

## NOTES

-SEE SHEET TCP-3 FOR SIGN PLACEMENT ON TANGENT SECTION OF FREEWAY

APPROVED: <i>Blw</i> DATE: 1-3-05	ADVANCED WORK ZONE WARNING SIGNS FOR FREEWAYS (4 LANES OR GREATER)	
	SCALE: NONE	REVISIONS
DATE: 08/03	DWG. BY: SPC	03/04
DESIGN BY: SPC	REVIEWED BY: BLW	CADD FILE

03-JAN-2005 11:06 \\nets-cctf501r\44048\tcp\NR-4404-TCP.dgn scdillon AT TETC02274