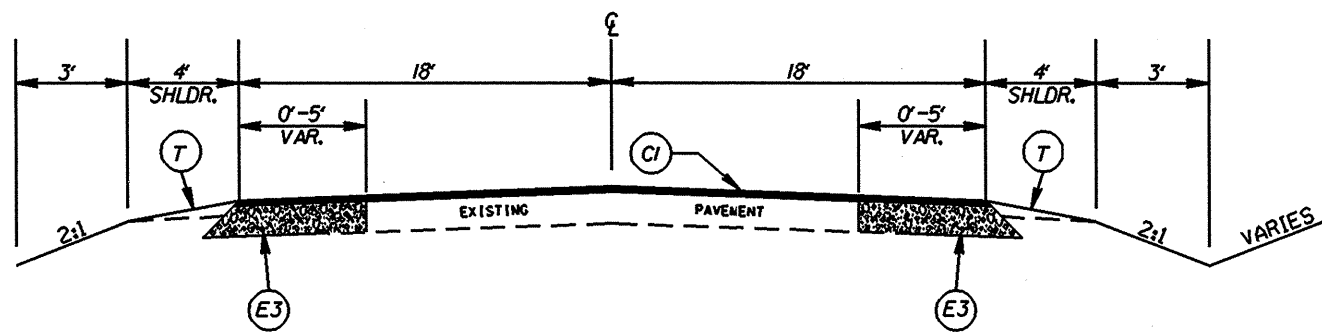
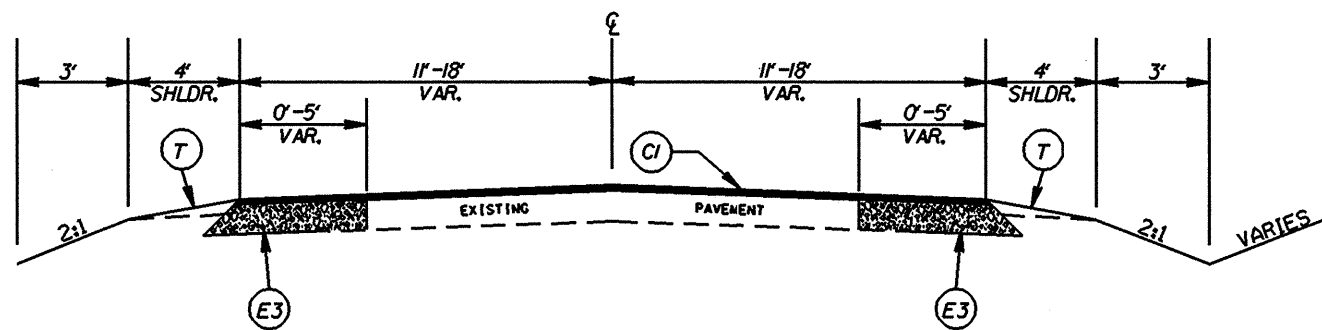


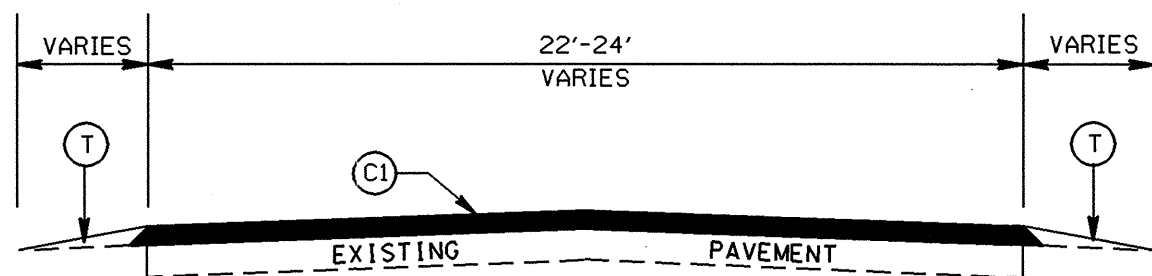
STATE	PROJECT NO.	SHEET NO.	TOTAL SHEETS
N.C.	37687	2B	
F.A. PROJECT NO.			



TYPICAL SECTION NO. 10
STA. 11+90.66 TO 15+63.19 -Y-



TYPICAL SECTION NO. 9
STA. 10+40.66 TO 11+90.66 -Y-
STA. 15+63.19 TO 17+13.19 -Y-



TYPICAL SECTION NO. 8

STA. 10+00 TO 10+40.66 -Y-
STA. 17+13.19 TO 17+50 -Y-

PAVEMENT SCHEDULE

(C1)	PROP. APPROX. 1.5" ASPHALT CONC. SURFACE COURSE, TYPE S9.5C, AT AN AVERAGE RATE OF 168 LBS. PER SQ. YD.
(D1)	PROP. APPROX. 2.5" ASPHALT CONC. BINDER COURSE, TYPE I19.0C, AT AN AVERAGE RATE OF 285 LBS. PER SQ. YD.
(E2)	PROP. APPROX. 6" ASPHALT CONC. BASE COURSE, TYPE B25.0C, AT AN AVERAGE RATE OF 342 LBS. PER SQ. YD. IN EACH OF TWO LAYERS.
(E3)	PROP. APPROX. 8" ASPHALT CONC. BASE COURSE, TYPE B25.0C, AT AN AVERAGE RATE OF 456 LBS. PER SQ. YD. IN EACH OF TWO LAYERS.
(T)	EARTH MATERIAL
(U)	EXISTING PAVEMENT

NOTE: USE TYPICALS 4-10 AT THE INTERSECTION OF INDIANTRAIL FAIRVIEW RD. (SR 1520) & SECREST SHORTCUT RD. (SR1501)
USE TYPICALS 11-13 AT THE INTERSECTION OF ROCKY RIVER RD. (SR1514) & SECREST SHORTCUT RD. (SR1501)

TURN LANES AT THE INTERSECTION
OF INDIANTRAIL FAIRVIEW RD. (SR1520)
& SECREST SHORTCUT RD. (SR1501)

SCALE	1"=50'
DATE	01/05
DWG. BY	TWB
DESIGN BY	TWB
APPROVED	MPM



REVISIONS	