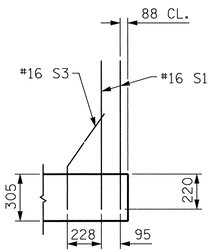

SECTION K-K

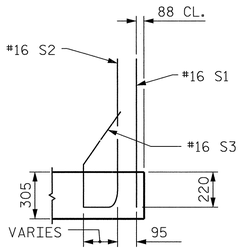

SECTION L-L

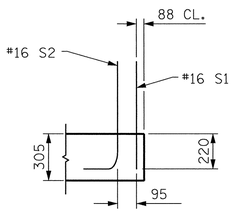

SECTION M-M

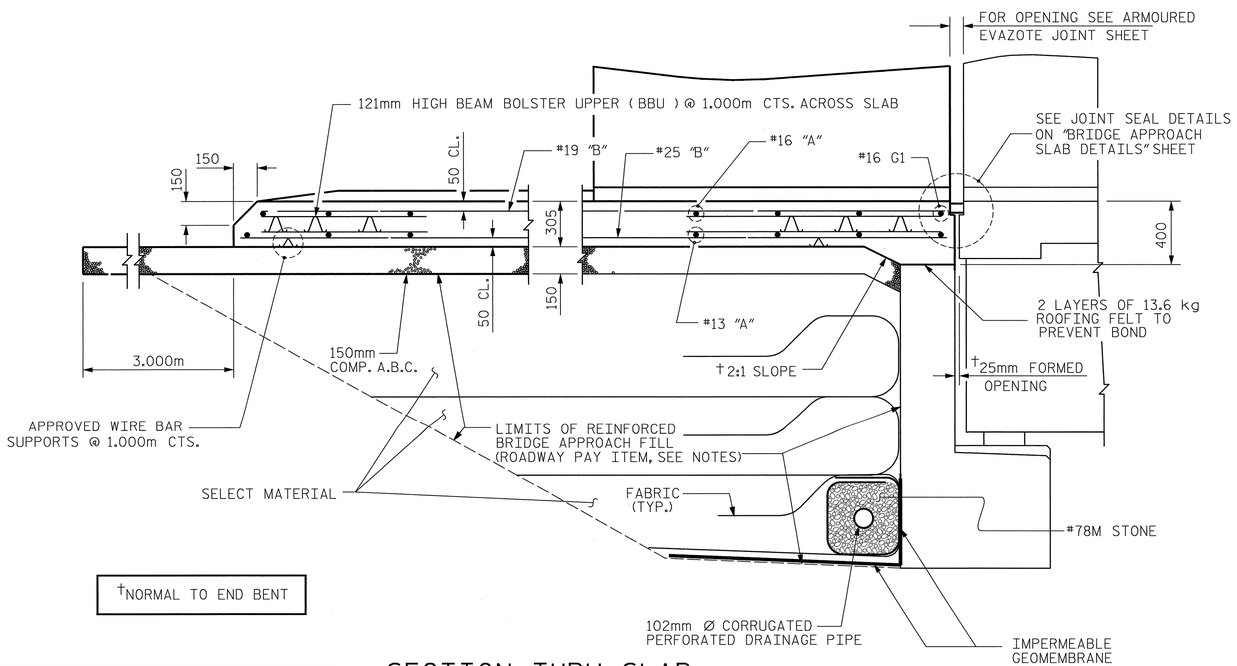

†NORMAL TO END BENT

SECTION THRU SLAB

NOTES

APPROACH SLAB SHALL NOT BE CONSTRUCTED PRIOR TO COMPLETION OF THE BRIDGE DECK.

FOR REINFORCED BRIDGE APPROACH FILL INCLUDING FABRIC, IMPERMEABLE GEOMEMBRANE, 102mm Ø DRAINAGE PIPE, #78M STONE, AND SELECT MATERIAL, SEE ROADWAY PLANS.

TEMPORARY DRAINAGE AND TEMPORARY BERM AND SLOPE DRAINS WILL BE PAID FOR UNDER THE LUMP SUM PRICE FOR BRIDGE APPROACH SLAB.

AREA BETWEEN THE WINGWALL AND APPROACH SLAB SHALL BE GRADED TO DRAIN THE WATER AWAY FROM THE FILL FACE OF THE BRIDGE.

THE 150mm COMP. A.B.C. SHALL EXTEND 3m BEYOND THE END OF THE APPROACH SLAB AND 300mm OUTSIDE OF EACH EDGE OF THE SLAB.

THE CONTRACTOR MAY USE 100mm TYPE B-25.0B ASPHALT CONCRETE COURSE IN LIEU OF 150mm COMP. A.B.C. IF THIS OPTION IS USED, THE BASE COURSE SHALL EXTEND 300mm BEYOND THE END OF THE APPROACH SLAB AND THE WIDTH SHALL BE THE SAME AS THAT OF THE APPROACH SLAB.

THE CONTRACTOR MAY USE 125mm CLASS "A" CONCRETE BASE IN LIEU OF 150mm COMP. A.B.C. IF THIS OPTION IS USED, THE CONCRETE BASE SHALL EXTEND 300mm BEYOND THE END OF THE APPROACH SLAB AND THE WIDTH SHALL BE THE SAME AS THAT OF THE APPROACH SLAB. THE CONCRETE SHALL BE FINISHED TO A SMOOTH SURFACE AND A LAYER OF 13.6 kg ROOFING FELT SHALL BE PLACED BETWEEN THE CONCRETE BASE AND THE APPROACH SLAB TO PREVENT BOND. THE APPROACH SLAB SHALL NOT BE CAST UNTIL THE CONCRETE BASE HAS REACHED AN AGE OF THREE CURING DAYS.

THE COST OF THE BARRIER RAIL ON THE APPROACH SLAB SHALL BE INCLUDED IN THE LUMP SUM CONTRACT PRICE BID FOR BRIDGE APPROACH SLABS.

WITH EVAZOTE JOINT SEAL

FOR EVAZOTE JOINT SEALS, SEE SPECIAL PROVISIONS.

THE NOMINAL UNCOMPRESSED SEAL WIDTH OF THE EVAZOTE JOINT SEAL SHALL BE 64mm.

BILL OF MATERIAL

FOR ONE APPROACH SLAB (2 REQ'D)

BAR	NO.	SIZE	TYPE	LENGTH	WEIGHT
* A1	98	16	STR.	8080	1229
A2	100	13	STR.	7960	791
*B100	2	19	STR.	3500	16
*B101	1	19	STR.	7260	16
B200	2	25	STR.	3500	28
B201	1	25	STR.	7480	30
* G1	1	16	STR.	8040	12
* S1	58	16	STR.	980	88
*S2	42	16	1	1220	80
*S3	20	16	STR.	680	21
* B1	7	16	STR.	3600	39
*B2	7	16	STR.	3520	38
*B3	1	16	3	1940	3
*B4	1	16	3	2040	3

REINFORCING STEEL	kg.	2394
* EPOXY COATED REINFORCING STEEL	kg.	1545
CLASS AA CONCRETE BREAKDOWN		
POUR 1 SLAB	C.M.	36.8
POUR 2 RAIL	C.M.	1.6
CLASS AA CONCRETE	C.M.	38.4

BAR TYPES

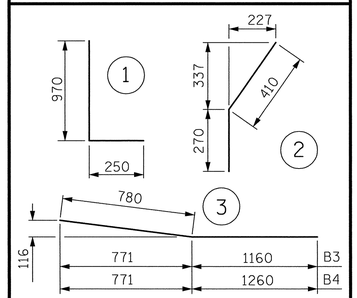

ALL BAR DIMENSIONS ARE OUT TO OUT

PROJECT NO. R-2552AB

JOHNSTON COUNTY

STATION: 40+96.000 -L- P.O.C.

METRIC

SHEET 1 OF 4

TRANSYSTEMS CORPORATION
75 Beattie Place, Suite 400
Greenville, SC 29601 (864) 234-0866

NORTH CAROLINA PROFESSIONAL SEAL 16335 ENGINEER DAVID B. HOFF

3-18-05

DWG. NO. 61 | TOTAL 64

STATE OF NORTH CAROLINA
DEPARTMENT OF TRANSPORTATION
RALEIGH

BRIDGE APPROACH SLAB
FOR FLEXIBLE PAVEMENT
WITH BARRIER RAIL
(RIGHT LANE)

REVISIONS							SHEET NO.
NO.	BY:	DATE:	NO.	BY:	DATE:		S-392
1			3				TOTAL SHEETS
2			4				429

DRAWN BY : D.F. HOLMES DATE : 3/05
CHECKED BY : D. B. HOFF DATE : 3/05

g:\GV04\0125\Bridge\Site1\Right (EBL)\Final\R2552ABapprslabBOM.dgn
3/16/2005
4:51:24 PM