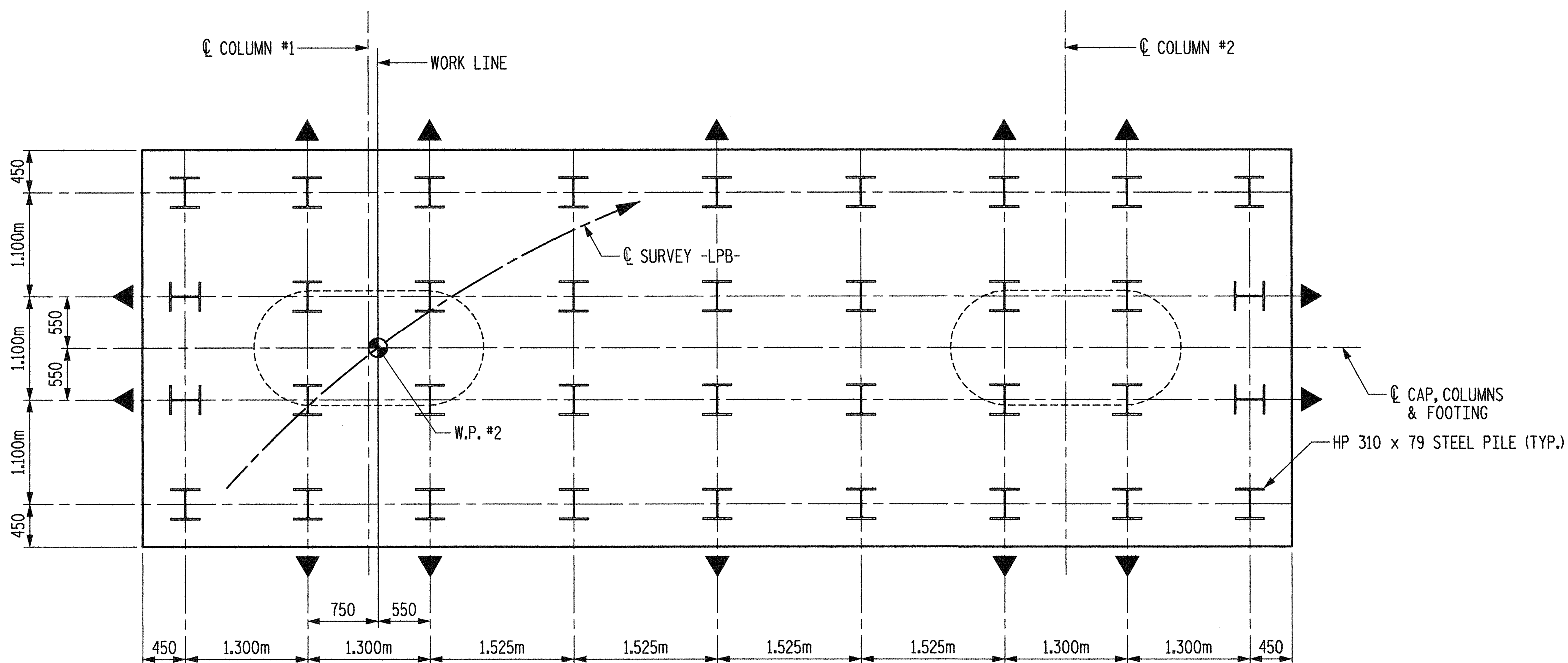


PLAN OF FOOTING
SHOWING REINFORCING BARS

NOTE: FOR REINFORCING IN COLUMNS, SEE SECTION D-D, SHEET 2 OF 3.

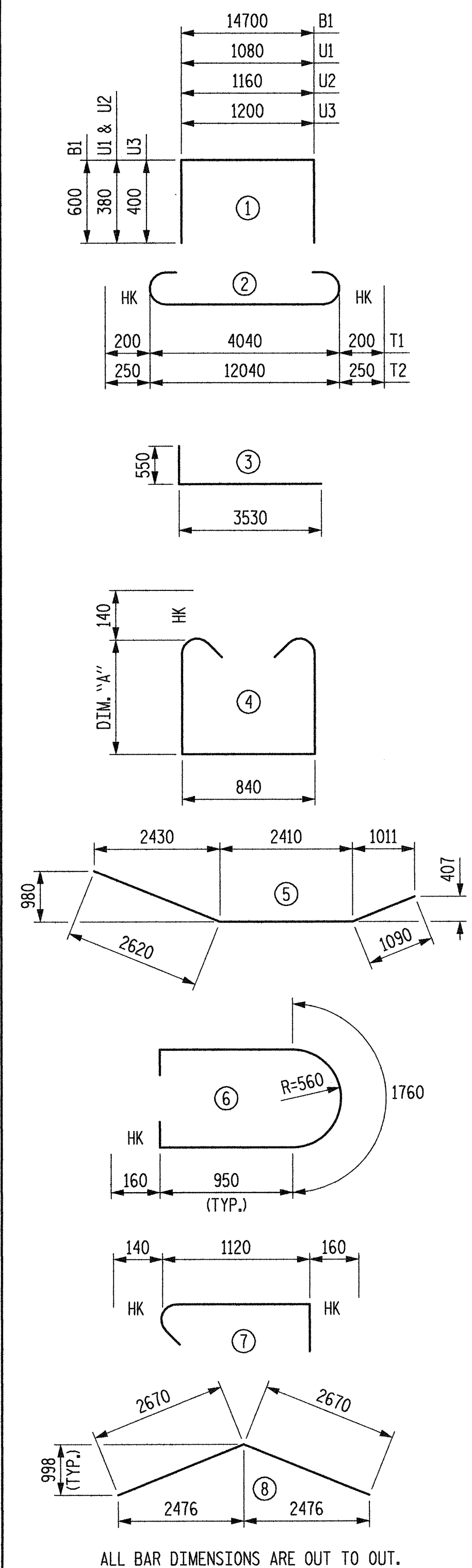


PLAN OF FOOTING
SHOWING PILES

NOTE: FOR DIMENSIONS NOT SHOWN, SEE PLAN OF FOOTING ABOVE.

▲ INDICATES DIRECTION OF 125:1000 BATTER.

BAR TYPES



ALL BAR DIMENSIONS ARE OUT TO OUT.

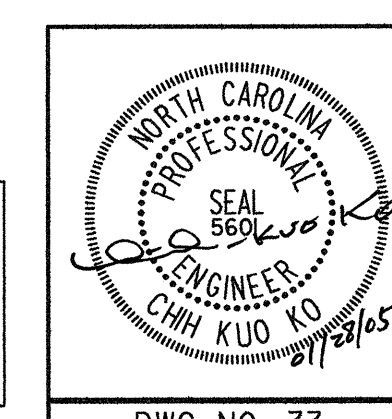

BILL OF MATERIAL

BENT #1												
BAR NO.	SIZE	TYPE	DIM. "A"	LENGTH	WEIGHT	BAR NO.	SIZE	TYPE	DIM. "A"	LENGTH	WEIGHT	
B1	9	36	1	15900	1131	S17	4	16	4	2070	5260	33
B2	6	25	STR	14700	350	S18	4	16	4	2030	5180	32
B3	4	25	STR	6480	103	S19	4	16	4	1990	5100	32
B4	4	25	STR	5000	79	S20	4	16	4	1960	5040	31
B5	4	25	STR	3500	56	S21	4	16	4	1920	4960	31
B6	12	25	5	6120	292	S22	4	16	4	1890	4900	30
B7	6	36	8	5340	253	S23	4	16	4	1850	4820	30
B8	28	13	STR	900	25	S24	4	16	4	1810	4740	29
M1	68	32	3	4080	1777	S25	4	16	4	1780	4680	29
S1	4	16	4	1210	3540	S26	4	16	4	1660	4440	28
S2	4	16	4	1280	3680	S27	4	16	4	1530	4180	26
S3	4	16	4	1350	3820	S28	4	16	4	1410	3940	24
S4	4	16	4	1420	3960	S29	4	16	4	1290	3700	23
S5	4	16	4	1490	4100	S30	4	16	4	1170	3460	21
S6	4	16	4	1550	4220	S31	56	16	6	3980	346	346
S7	4	16	4	1620	4360	S32	84	16	7	1420	185	185
S8	4	16	4	1690	4500	T1	85	19	2	4440	843	843
S9	4	16	4	1760	4640	T2	27	22	2	12540	1030	1030
S10	4	16	4	1830	4780	T3	43	19	STR	4040	388	388
S11	4	16	4	1900	4920	T4	27	29	STR	12040	1645	1645
S12	4	16	4	1970	5060	U1	8	13	1	1840	15	15
S13	4	16	4	2030	5180	U2	8	13	1	1920	15	15
S14	4	16	4	2100	5320	U3	28	13	1	2000	56	56
S15	32	16	4	2120	5360	V1	68	32	STR	6000	2631	2631
S16	4	16	4	2100	5320							

REINFORCING STEEL	12286 kg
CLASS A CONCRETE BREAKDOWN	
POUR #1 (FOOTING)	74.3 CU. METERS
POUR #2 (COLUMNS)	22.3 CU. METERS
POUR #3 (CAP)	36.8 CU. METERS
TOTAL CLASS A CONCRETE	133.4 CU. METERS
HP 310 x 79 STEEL PILES NO. 36	324.0 LIN. METERS

PROJECT NO. R-2552AA
WAKE-JOHNSTON COUNTY
 STATION: 27+51.601 -I1Y1-

SHEET 3 OF 3



STATE OF NORTH CAROLINA DEPARTMENT OF TRANSPORTATION RALEIGH					
SUBSTRUCTURE BENT #1					
REVISIONS					SHEET NO.
NO.	BY:	DATE:	NO.	BY:	DATE:
1			3		
2			4		
DWG. NO. 33					TOTAL SHEETS 429

Plans prepared by:
KO & ASSOCIATES, P.C.
 Consulting Engineers
 101 SCHAU DR., SUITE #202
 RALEIGH, N.C. 27606
 For Division of Highways

PLOT: 8/1/2005 07:54:12 AM Ko & Associates, P.C.
 FILE NAME: r12552aa.dwg

DRAWN BY: B.E. LANNING DATE: JAN. 2005
 CHECKED BY: J.C. KO / A.K. ORR DATE: JAN. 2005