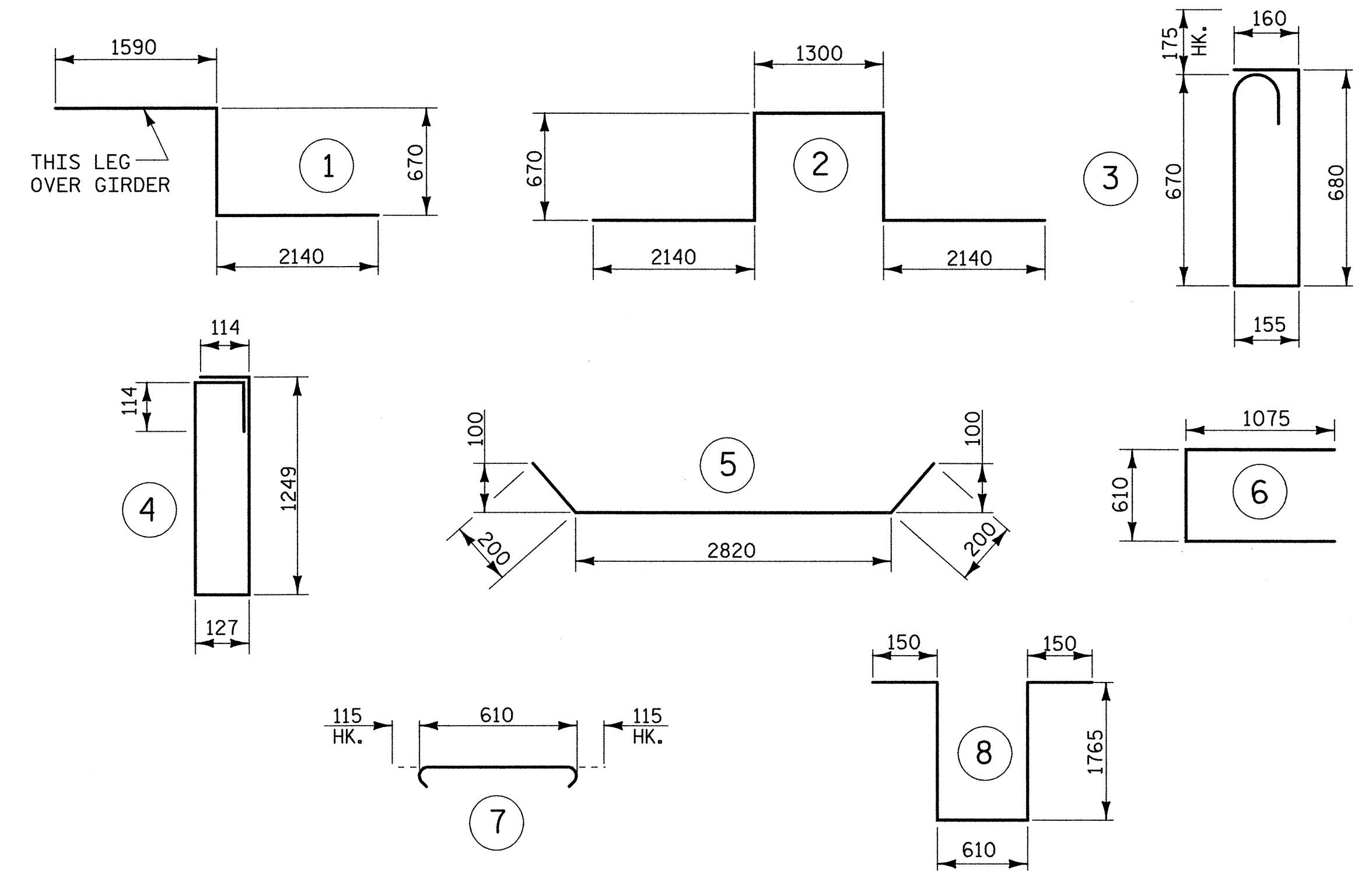


REINFORCING BAR SCHEDULE

UNIT 1 OR 2 (2 REQ'D)

REINFORCING STEEL						EPOXY COATED REINF. STEEL					
BAR	NO.	SIZE	TYPE	LENGTH	WEIGHT	BAR	NO.	SIZE	TYPE	LENGTH	WEIGHT
A1	610	#16	STR	12880	12194	A2 *	608	#16	STR	12880	12154
B1	294	#16	STR	15800	7209	B2 *	174	#13	STR	7160	1238
						B3 *	58	#19	STR	4240	550
K1	18	#16	5	3220	90	B4 *	58	#19	STR	18000	2333
K2	72	#16	STR	3220	360	B5 *	58	#13	STR	5520	318
K3	24	#13	STR	5620	134	B6 *	112	#19	STR	9760	2443
K4	48	#13	STR	3200	153						
K7	24	#13	STR	2300	55	K5 *	8	#25	2	6920	220
						K6 *	8	#25	1	4400	140
S1	90	#13	4	2980	267	K8 *	24	#16	STR	2000	74
S2	282	#13	7	840	235	S3 *	48	#16	3	1840	137
U1	42	#13	8	4440	185						
U2	24	#13	6	2760	66						
TOTAL REINFORCING STEEL Kg						TOTAL EPOXY COATED REINFORCING STEEL Kg					
						20948					
						19607					

BAR TYPES



ALL BAR DIMENSIONS ARE OUT TO OUT

SUPERSTRUCTURE REINFORCING STEEL LENGTHS ARE BASED ON THE FOLLOWING MINIMUM SPLICE LENGTHS

BAR SIZE	SUPERSTRUCTURE EXCEPT APPROACH SLABS, PARAPET, AND BARRIER RAIL		APPROACH SLABS		PARAPET AND BARRIER RAIL
	EPOXY COATED	UNCOATED	EPOXY COATED	UNCOATED	
#13	610	540	610	540	840
#16	770	660	770	660	1050
#19	920	790	1190	790	1330
#22	1580	1060			
#25	2080	1390			

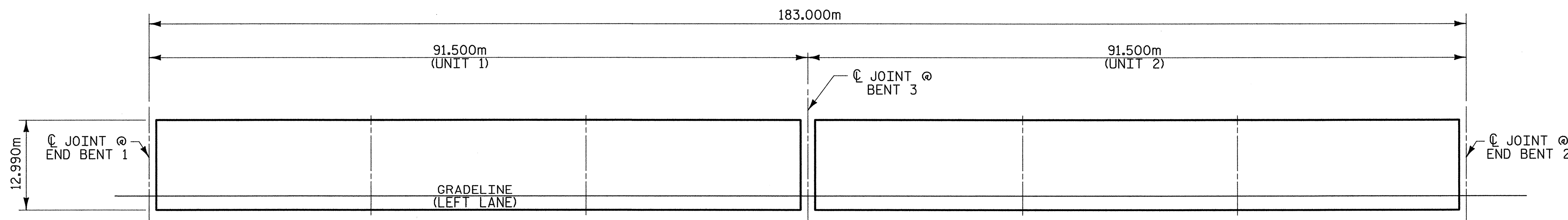
GROOVING BRIDGE FLOORS	
APPROACH SLABS	160.0 SQ.METER
BRIDGE DECK	2017.8 SQ.METER
TOTAL	2177.8 SQ.METER

SUPERSTRUCTURE BILL OF MATERIAL

UNIT 1 OR 2

	CLASS A-A CONCRETE (CU. METER)	REINFORCING STEEL (kg)	EPOXY COATED REINFORCING STEEL (kg)
POUR 1	110.7		
POUR 2	129.0		
POUR 3	137.8		
TOTAL (EA. UNIT)	377.5	20,948	19,607
TOTAL (2 UNITS) **	755.0	41,896	39,214

* EPOXY COATED REINFORCING STEEL ** QUANTITIES FOR BARRIER RAIL ARE NOT INCLUDED




LAYOUT FOR COMPUTING AREA OF REINFORCED CONCRETE DECK SLAB (SQ.METER = 1188.6 PER UNIT, 2377.2 TOTAL)



PROJECT NO. R-2552AA
WAKE - JOHNSTON COUNTY
STATION: 14+38.000 -LREV- POT

STATE OF NORTH CAROLINA
DEPARTMENT OF TRANSPORTATION
RALEIGH

SUPERSTRUCTURE BILL OF MATERIAL (LEFT LANE)



REVISIONS				SHEET NO.	
NO.	BY:	DATE:	NO.	BY:	DATE:
1			3		
2			4		

TOTAL SHEETS 429

REFERENCE NO. BL-22

02/11/2005 11:46:37 AM G:\Project\2004\2552\DRP-2552\Structures\She 4\Left Lane\VP2552AA_SD_BM_01.dgn

DRAWN BY: J. P. SHERMAN DATE: 7/04
CHECKED BY: R. C. LARSON DATE: 8/04