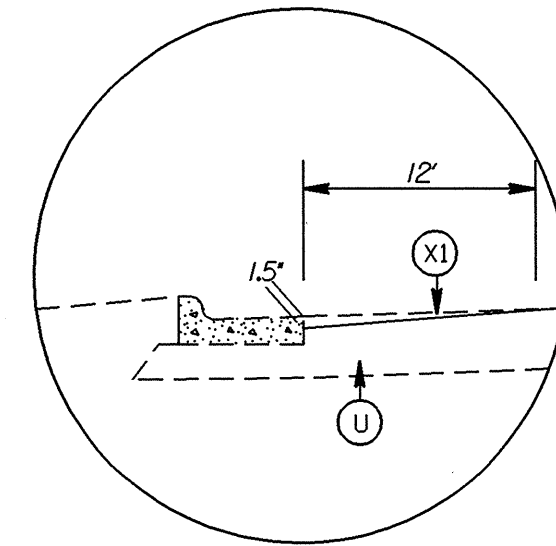


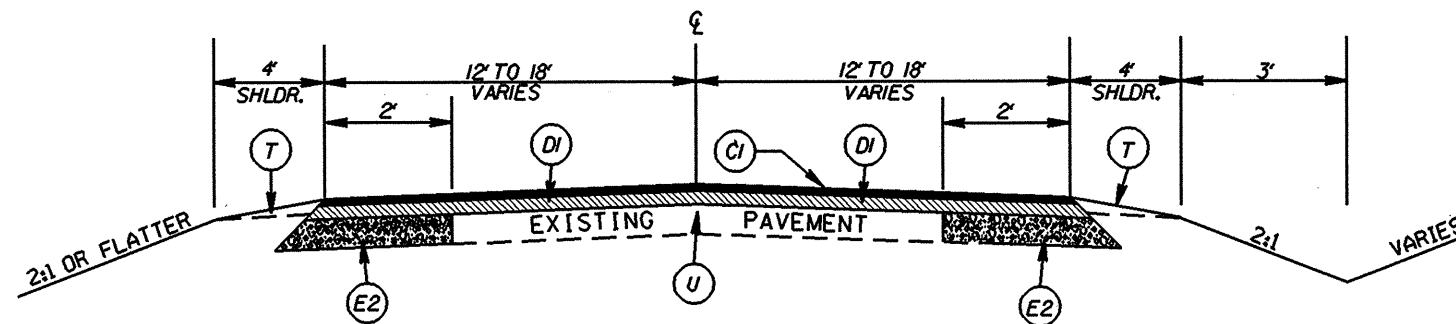
TYPICAL SECTION NO. 3  
STA. 62+80 TO 90+00 -L-



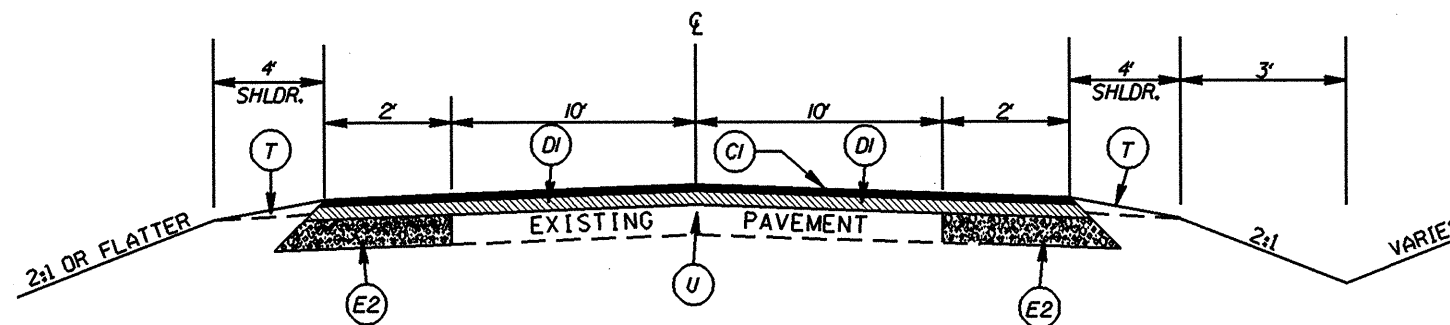
DETAIL FOR PROFILE MILLING (0" TO 1.5")

PAVEMENT SCHEDULE

(C1)	PROP. APPROX. 1.5" ASPHALT CONC. SURFACE COURSE, TYPE S9.5C, AT AN AVERAGE RATE OF 168 LBS. PER SQ. YD.
(D1)	PROP. APPROX. 2.5" ASPHALT CONC. BINDER COURSE, TYPE I19.0C, AT AN AVERAGE RATE OF 285 LBS. PER SQ. YD.
(D2)	PROP. APPROX. 4" ASPHALT CONC. BINDER COURSE, TYPE I19.0C, AT AN AVERAGE RATE OF 456 LBS. PER SQ. YD.
(E1)	PROP. APPROX. 5.5" ASPHALT CONC. BASE COURSE, TYPE B25.0C, AT AN AVERAGE RATE OF 627 LBS. PER SQ. YD.
(E2)	PROP. APPROX. 6" ASPHALT CONC. BASE COURSE, TYPE B25.0C, AT AN AVERAGE RATE OF 342 LBS. PER SQ. YD. IN EACH OF TWO LAYERS.
(E3)	PROP. APPROX. 8" ASPHALT CONC. BASE COURSE, TYPE B25.0C, AT AN AVERAGE RATE OF 456 LBS. PER SQ. YD. IN EACH OF TWO LAYERS.
(X1)	PROFILE MILLING 0" TO 1.5" IN DEPTH
(T)	EARTH MATERIAL
(U)	EXISTING PAVEMENT



TYPICAL SECTION NO. 2  
TURN LANES



TYPICAL SECTION NO. 1

NOTE: USE TYPICALS 4-10 AT THE INTERSECTION OF INDIANTRAIL FAIRVIEW RD.(SR 1520) & SECREST SHORTCUT RD.(SR1501)  
USE TYPICALS 11-13 AT THE INTERSECTION OF ROCKY RIVER RD.(SR1514) & SECREST SHORTCUT RD.(SR1501)

SECREST SHORTCUT RD. (SR 1501)  
IN UNION CO.

SCALE	-NA-		REVISIONS
DATE	10/03		
DWG. BY	TWB		
DESIGN BY			
APPROVED			