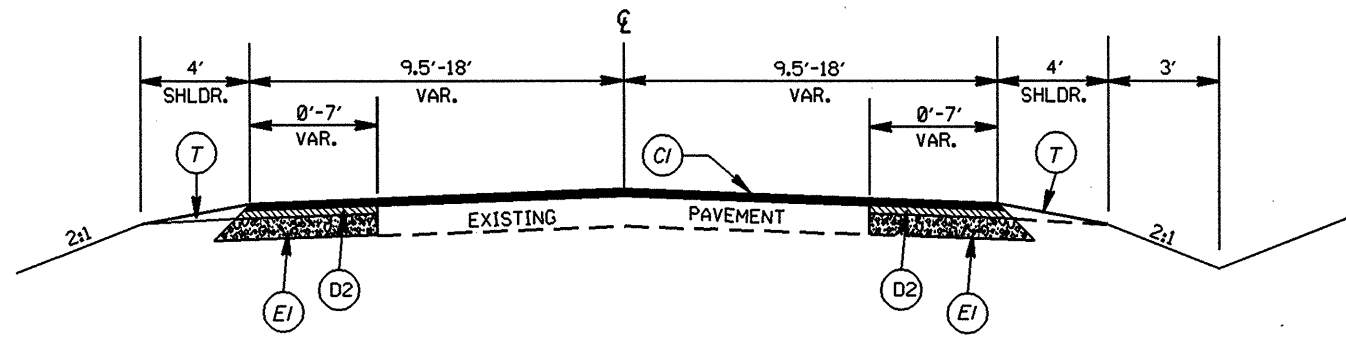
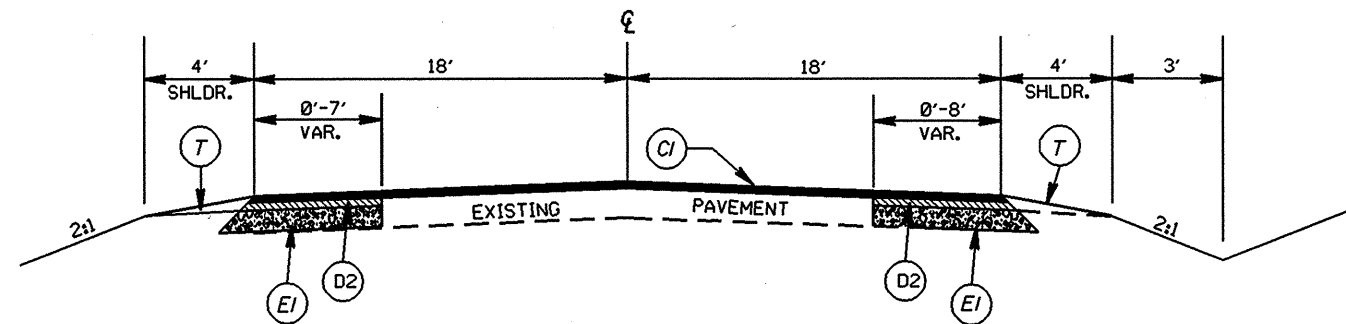


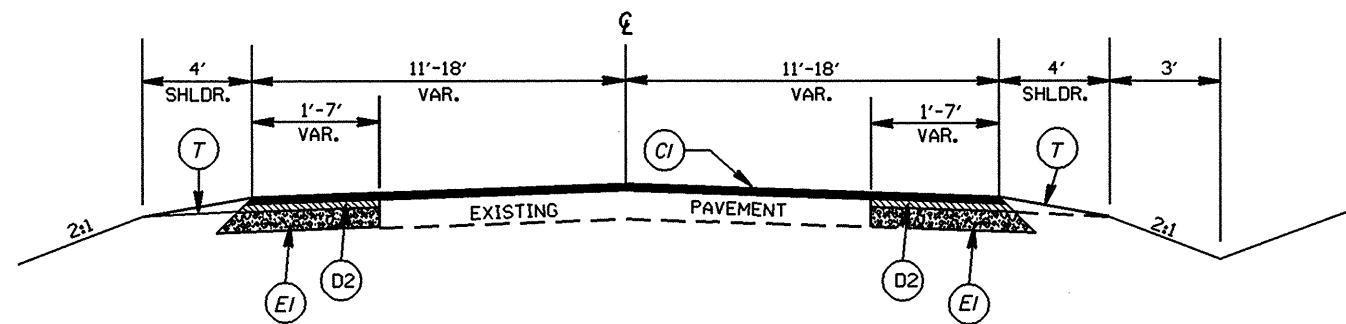
STATE	PROJECT NO.	SHEET NO.	TOTAL SHEETS
N.C.	37687	2C	
F.A. PROJECT NO.			



TYPICAL SECTION NO. 13  
 STA. 8+00.56 TO 11+15.56 -YREV-  
 STA. 15+29.20 TO 18+44.20 -YREV-



TYPICAL SECTION NO. 12  
 STA. 14+84.10 TO 19+13.32 -L-  
 STA. 11+15.56 TO 15+29.20 -YREV-



TYPICAL SECTION NO. 11  
 STA. 10+99.10 TO 14+84.10 -L-  
 STA. 19+13.32 TO 22+98.32 -L-

PAVEMENT SCHEDULE	
C1	PROP. APPROX. 1.5" ASPHALT CONCRETE SURFACE COURSE, TYPE S9.5C, AT AN AVERAGE RATE OF 168 LBS. PER SQ. YD.
D2	PROP. APPROX. 4" ASPHALT CONCRETE INTERMEDIATE COURSE, TYPE I19.0C, AT AN AVERAGE RATE OF 456 LBS. PER SQ. YD.
E1	PROP. APPROX. 5.5" ASPHALT CONCRETE BASE COURSE, TYPE B25.0C, AT AN AVERAGE RATE OF 627 LBS. PER SQ. YD.
T	EARTH MATERIAL.

NOTE: USE TYPICALS 4-10 AT THE INTERSECTION OF INDIANTRAIL FAIRVIEW RD.(SR 1520) & SECRET SHORTCUT RD.(SR1501)  
 USE TYPICALS 11-13 AT THE INTERSECTION OF ROCKY RIVER RD.(SR1514) & SECRET SHORTCUT RD.(SR1501)

INTERSECTION OF ROCKY RIVER RD.(SR1514)  
 & SECRET SHORTCUT RD.(SR1501)

SCALE	-NA-		REVISIONS
DATE	08/04		
DWG. BY	TWB		
DESIGN BY	TWB		
APPROVED	MPM		

2:44 PM 8/2/2005 1:45:28 PM \\cnc\project\division\_10\moving\_ohad\munk\seccast\_shortcut.txd