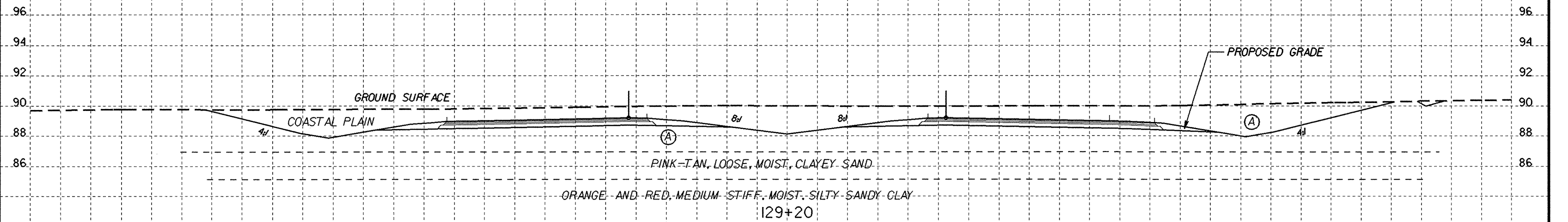
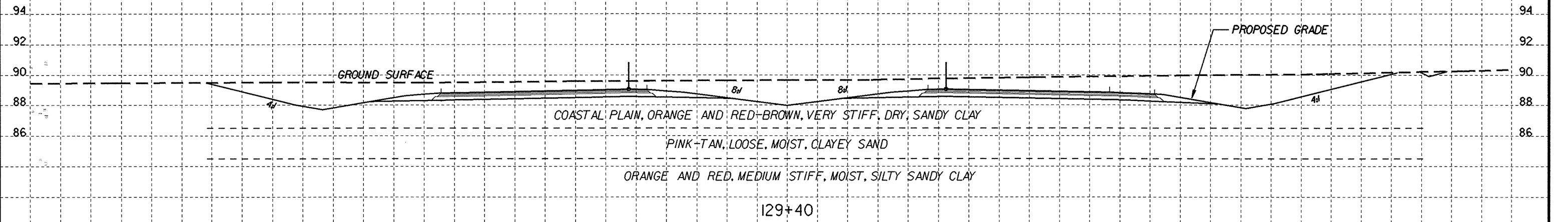
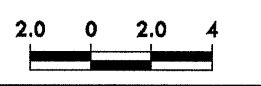
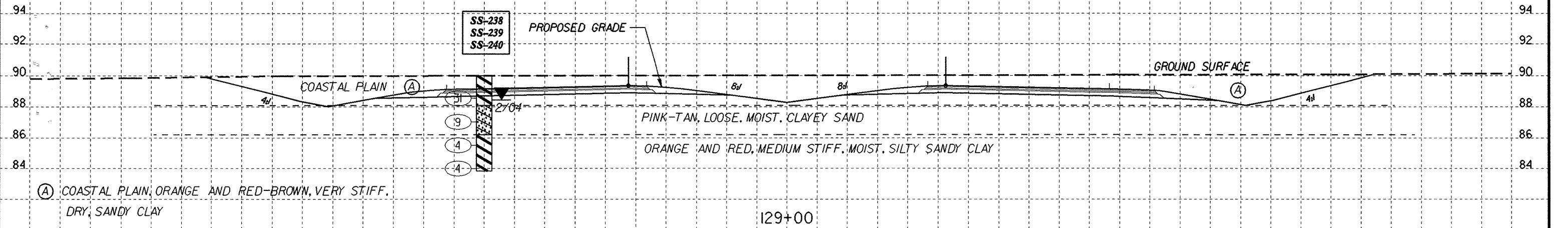


40 30 20 10 0 10 20



SOIL TEST RESULTS

SAMPLE NO.	OFFSET	STATION	DEPTH INTERVAL	AASHTO CLASS.	L.L.	P.L. I.	% BY WEIGHT				% PASSING SIEVES		
							C. SAND	F. SAND	SILT	CLAY	10	40	200
SS- 238	-25	129+00	1.16-1.61	A-7-6(9)	57	31	37.9	17.4	8.3	36.4	97	73	45
SS- 239	-25	129+00	2.68-3.13	A-2-7(1)	41	15	56.3	16.6	4.9	22.3	98	59	28
SS- 240	-25	129+00	4.20-4.65	A-7-6(10)	47	22	1.4	53.8	8.3	36.4	100	99	57



(A) COASTAL PLAIN, ORANGE AND RED-BROWN, VERY STIFF, DRY, SANDY CLAY

129+00

40 30 20 10 0 10 20 30 40