NOTES

THE COST OF THE BARRIER RAIL ON THE APPROACH SLAB SHALL BE INCLUDED IN THE LUMP SUM CONTRACT PRICE BID FOR BRIDGE APPROACH SLABS.

APPROACH SLAB SHALL NOT BE CONSTRUCTED PRIOR TO COMPLETION OF THE BRIDGE DECK.

SUBDRAIN FINE AGGREGATE IS TO BE CONTINUOUS ALONG FILL FACE OF BACKWALL AND END BENT FROM OUTSIDE EDGE TO OUTSIDE EDGE OF APPROACH SLAB.

TEMPORARY DRAINAGE AND TEMPORARY BERM AND SLOPE DRAINS WILL BE PAID FOR UNDER THE LUMP SUM PRICE FOR BRIDGE APPROACH SLAB.

AREA BETWEEN THE WINGWALL AND APPROACH SLAB SHALL BE GRADED TO DRAIN THE WATER AWAY FROM THE FILL FACE OF THE BRIDGE.

THE 150mm COMP. A.B.C. SHALL EXTEND 3m BEYOND THE END OF THE APPROACH SLAB AND 300mm OUTSIDE OF EACH EDGE OF THE SLAB.

THE CONTRACTOR MAY USE 100mm TYPE B-25.0B ASPHALT CONCRETE COURSE IN LIEU OF 150mm COMP. A.B.C. IF THIS OPTION IS USED, THE BASE COURSE SHALL EXTEND 300mm BEYOND THE END OF THE APPROACH SLAB AND THE WIDTH SHALL BE THE SAME AS THAT OF THE APPROACH SLAB.

THE CONTRACTOR MAY USE 125mm CLASS "A" CONCRETE BASE IN LIEU OF 150mm COMP. A.B.C. IF THIS OPTION IS USED, THE CONCRETE BASE SHALL EXTEND 300mm BEYOND THE END OF THE APPROACH SLAB AND THE WIDTH SHALL BE THE SAME AS THAT OF THE APPROACH SLAB. THE CONCRETE SHALL BE FINISHED TO A SMOOTH SURFACE AND A LAYER OF 13.6 kg. ROOFING FELT SHALL BE PLACED BETWEEN THE CONCRETE BASE AND THE APPROACH SLAB TO PREVENT BOND. THE APPROACH SLAB SHALL NOT BE CAST UNTIL THE CONCRETE BASE HAS REACHED AN AGE OF THREE CURING DAYS.

CURVE OFFSETS ARE NEGLIGIBLE.

BILL OF MATERIAL

FOR ONE APPROACH SLAB (2 REQ'D)

BAR	NO.	SIZE	TYPE	LENGTH	WEIGHT
✳A1	98	#16	STR	7740	1177
A2	100	#13	STR	7620	757
✳B1	86	#19	STR	7180	1380
B2	86	#25	STR	7480	2556
✳B3	7	#16	STR	3460	38
✳B4	1	#16	3	1820	3
✳B5	7	#16	STR	3560	39
✳B6	1	#16	3	2060	3
✳S1	50	#16	STR	980	76
✳S2	50	#16	1	1220	95
✳S3	20	#16	2	680	21

REINFORCING STEEL	kg.	3313
✳EPOXY COATED REINFORCING STEEL	kg.	2832
CLASS AA CONCRETE BREAKDOWN		
POUR 1 SLAB AND CURB	C. M.	30.7
POUR 2 RAIL	C. M.	1.6
CLASS AA CONCRETE	C. M.	32.3

BAR TYPES

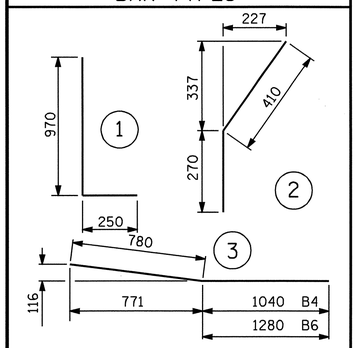

ALL BAR DIMENSIONS ARE OUT TO OUT

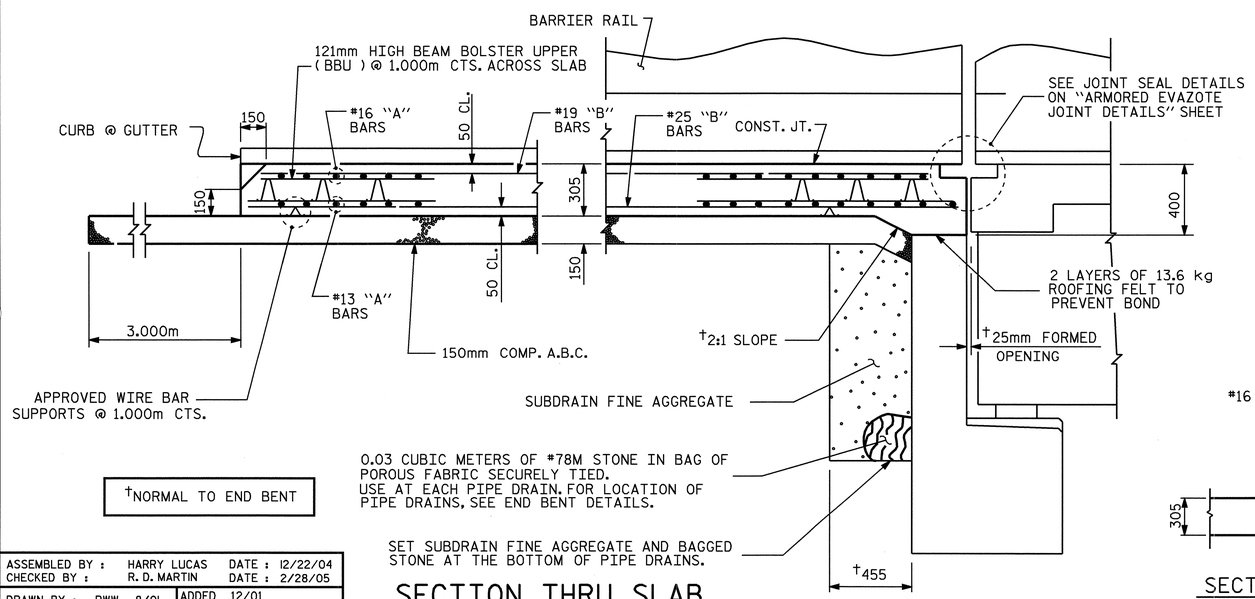

†NORMAL TO END BENT

SECTION THRU SLAB

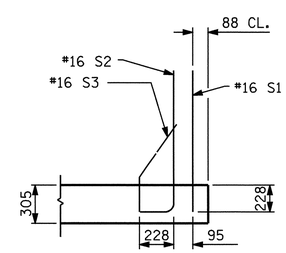

SECTION K-K

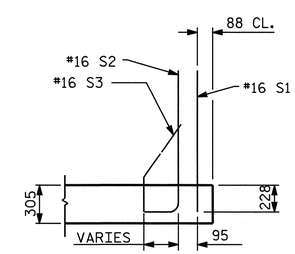

SECTION L-L

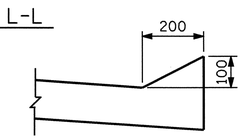

SECTION N-N

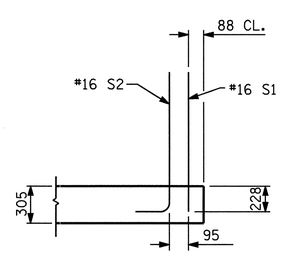

SECTION M-M

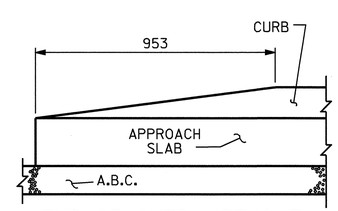

END OF CURB WITHOUT SHOULDER BERM GUTTER

CURB DETAILS

NORTH CAROLINA PROFESSIONAL SEAL 26406 ENGINEER GEOFFREY S. HOLMES

5-23-05

PROJECT NO. R-2552 B

JOHNSTON COUNTY

STATION: 97+46.378 -L-RT POC

SHEET 2 OF 4

STATE OF NORTH CAROLINA
DEPARTMENT OF TRANSPORTATION
RALEIGH

STANDARD

BRIDGE APPROACH SLAB FOR FLEXIBLE PAVEMENT WITH BARRIER RAIL

REVISIONS						SHEET NO.
NO.	BY:	DATE:	NO.	BY:	DATE:	S-146
1			3			TOTAL SHEETS
2			4			431

STD. NO. BAS5SM

ASSEMBLED BY :	HARRY LUCAS	DATE :	12/22/04
CHECKED BY :	R. D. MARTIN	DATE :	2/28/05
DRAWN BY : RWW 8/01	ADDED 12/01		
CHECKED BY : LES 8/01	REV. 5/7/03R	RWW/JTE	

23-MAR-2005 13:10
W:\r2552_pef sites\r2552b_sd_as_03cte.dgn
gsholmes