

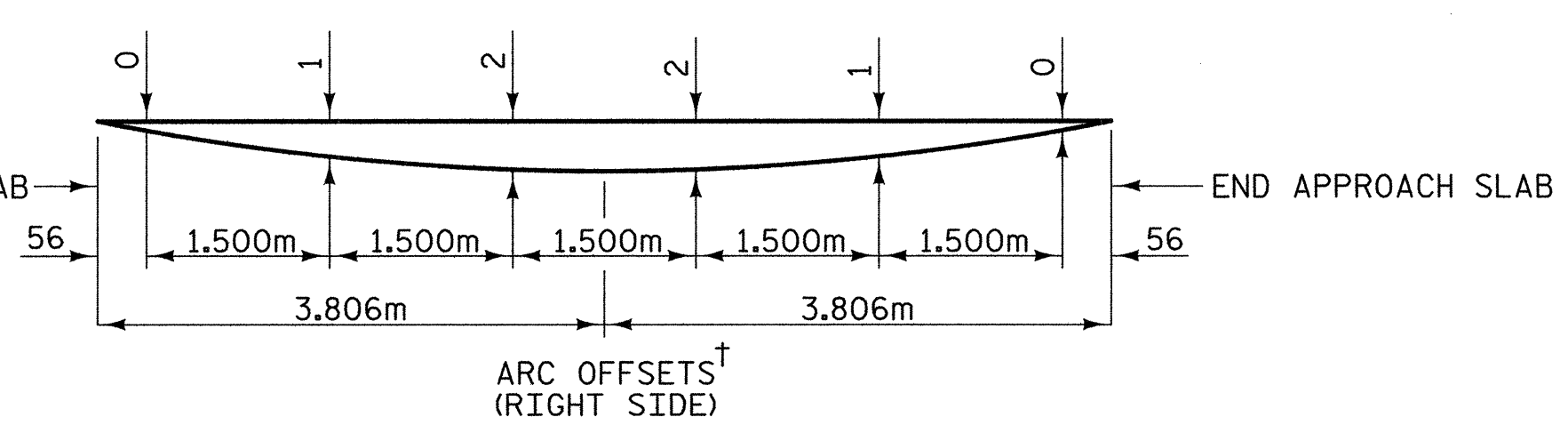
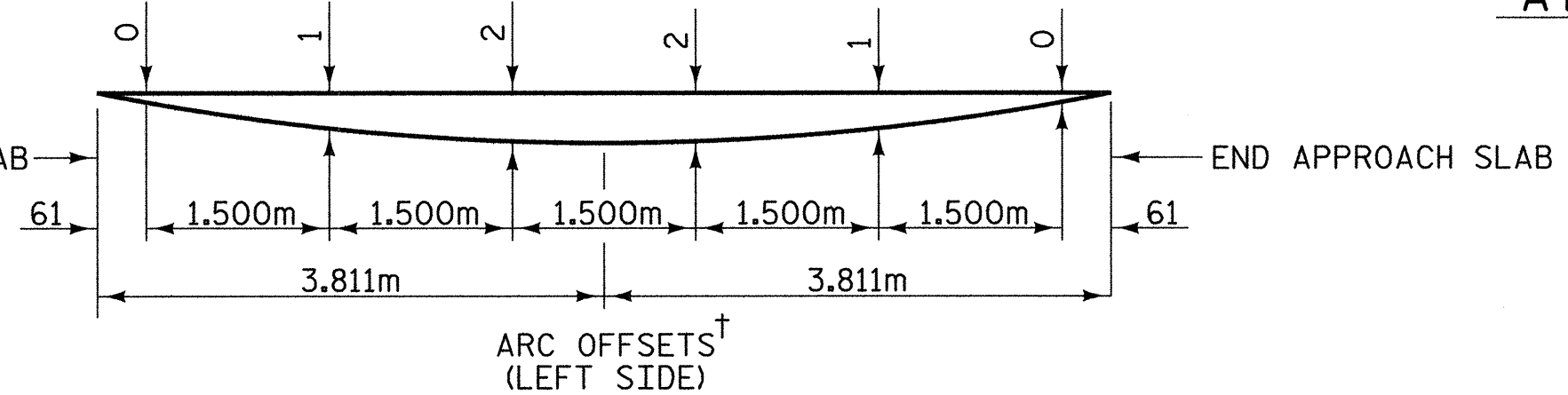
AT END BENT 1

* EPOXY COATED REINFORCING STEEL

AT END BENT 2

PLAN

NOTE:
 FOR DETAILS & BILL OF MATERIAL
 SEE SHEET R.N. BR-38
 ** TEMPORARY BERM & SLOPE DRAIN
 REQUIRED AT THIS LOCATION FOR
 DETAILS SEE SHEET R.N. BR-40.
 † MEASURED ALONG OUTSIDE OF SLAB
 AT RAIL.
 REINFORCING STEEL SHOWN IS TYPICAL
 EACH SLAB UNLESS SHOWN.





END BENT 1
 END BENT 2 SIMILAR

PROJECT NO. R-2552C
 JOHNSTON COUNTY
 STATION: 110+37.000 -L2RT- POC

SHEET 1 OF 4

STATE OF NORTH CAROLINA
 DEPARTMENT OF TRANSPORTATION
 RALEIGH

PLAN OF
 BRIDGE APPROACH
 SLAB
 (RIGHT LANE)



PLANS PREPARED BY:
MULKEY
 ENGINEERS & CONSULTANTS
 P.O. Box 22127
 Raleigh, N.C. 27636
 (919) 851-1111
 (919) 851-1010 (FAX)
 WWW.MULKEYINC.COM

REVISIONS				SHEET NO.	
NO.	BY:	DATE:	NO.	BY:	DATE:
1			3		
2			4		

TOTAL SHEETS: 43

REFERENCE NO. BR-37

02/27/2005 08:08:53 AM G:\p\proj\2004\2525\101R-2552\AS\110+37.000-2552\AS\110+37.000-2552\AS.dgn

DRAWN BY: W. B. ALLEN DATE: 10/04
 CHECKED BY: R. C. LARSON DATE: 1/05