08-FEB-2005 12:14
W:\Special Details\tspell\metric\stand2\0866d0101.dgn
tspell AT PSU203655

STATE OF NORTH CAROLINA
DEPT. OF TRANSPORTATION
DIVISION OF HIGHWAYS
RALEIGH, N.C.

METRIC DETAIL DRAWING FOR
CHAIN LINK FENCE WITH BARBED WIRE
1.8m AND 2.1m HEIGHT

SHEET 1 OF 2
866D01

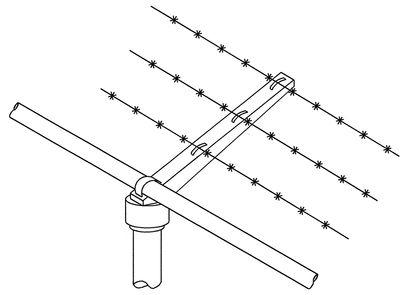

BARBED WIRE FENCE SUPPORT ARM

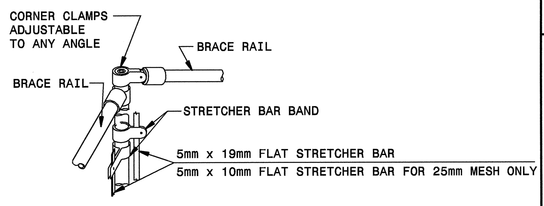

CORNER WITH STRETCHER BAR ATTACHMENT



END, GATE OR BRACE POST WITH STRETCHER BAR ATTACHMENT

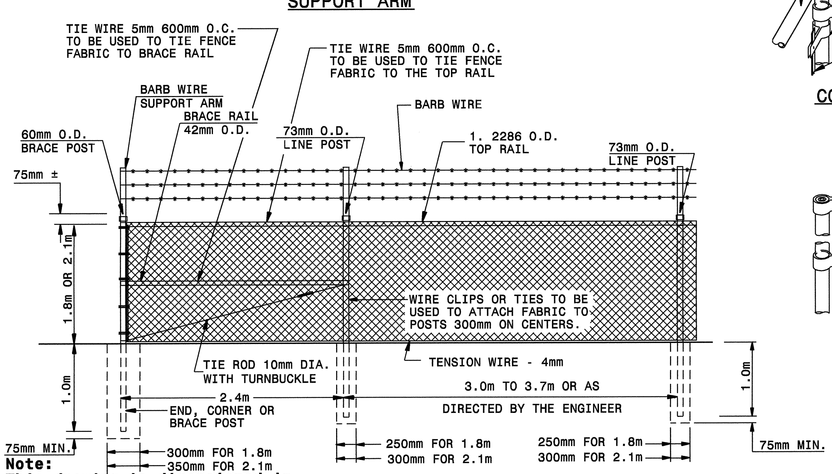

Note:
This drawing is dimensioned in millimeters unless otherwise depicted within the drawing.

ELEVATION VIEW

STATE OF NORTH CAROLINA
DEPT. OF TRANSPORTATION
DIVISION OF HIGHWAYS
RALEIGH, N.C.

METRIC DETAIL DRAWING FOR
CHAIN LINK FENCE WITH BARBED WIRE
1.8m AND 2.1m HEIGHT

SHEET 1 OF 2
866D01

STATE OF NORTH CAROLINA
DEPT. OF TRANSPORTATION
DIVISION OF HIGHWAYS
RALEIGH, N.C.

METRIC DETAIL DRAWING FOR
CHAIN LINK FENCE WITH BARBED WIRE
1.8m AND 2.1m HEIGHT

SHEET 2 OF 2
866D01

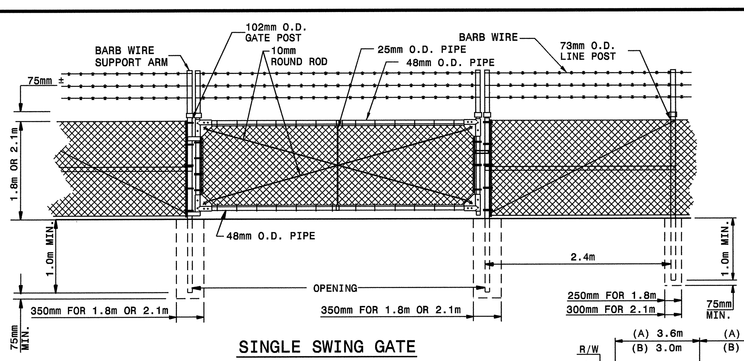

SINGLE SWING GATE
TO BE USED WHERE SWINGING CLEARANCE IS LIMITED

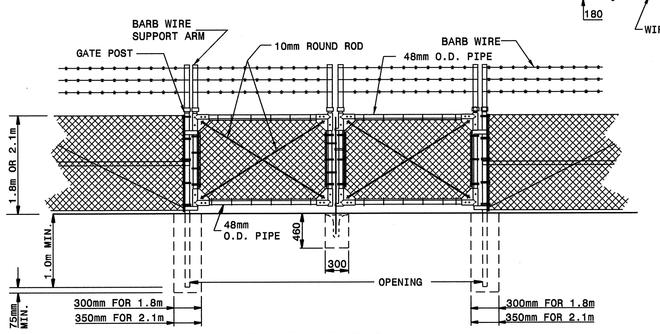

DOUBLE SWING GATE
TO BE USED WHERE SWINGING CLEARANCE IS LIMITED

NOTE: FENCE HARDWARE VARIES DUE TO DIFFERING MANUFACTURES SUPPLIES.

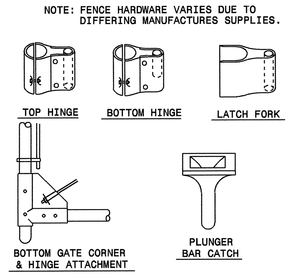

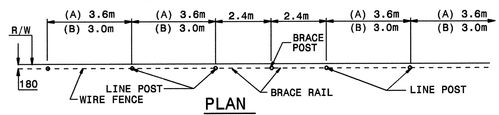

PLAN
(LINE POST/BRACE POST SEQUENCE)

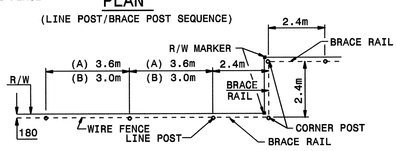

PLAN
PLACEMENT OF FENCE ALONG RIGHT OF WAY
(ALL CORNER POSTS ARE TO BE BRACED AS SHOWN ABOVE)

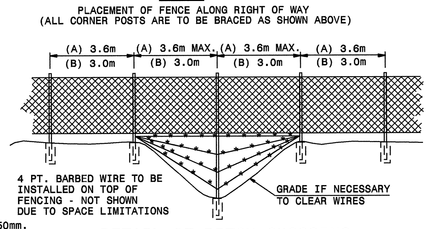

DETAIL OF DITCH CROSSING

Note:
This drawing is dimensioned in millimeters unless otherwise depicted within the drawing.

MAXIMUM WIRE SPACING TO BE 150mm.
MAXIMUM CLEARANCE BETWEEN LOWEST STRAND AND GROUND TO BE 150mm.
BRACE POSTS SHALL BE ERECTED BETWEEN END, CORNER OR GATE POSTS AT INTERVALS NOT EXCEEDING 210m ON TANGENTS OR 105m ON SHORT RADIUS CURVES.
ADDTIONAL BRACE POSTS SHALL BE ERECTED IF SO DIRECTED BY THE ENGINEER.
BRACE POSTS SHALL BE BRACED FROM BOTH SIDES OF POST.

STATE OF NORTH CAROLINA
DEPT. OF TRANSPORTATION
DIVISION OF HIGHWAYS
RALEIGH, N.C.

METRIC DETAIL DRAWING FOR
CHAIN LINK FENCE WITH BARBED WIRE
1.8m AND 2.1m HEIGHT

SHEET 2 OF 2
866D01

PROJECT SERVICES UNIT
STANDARDS AND SPECIAL DESIGN
Office 919-250-4128 FAX 919-250-4119

SEE PLATE FOR TITLE

ORIGINAL BY: STD.866.01 DATE: Aug.1997
MODIFIED BY: T.Spell DATE: Aug.1997
CHECKED BY: [signature] DATE: 2/8/05
FILE SPEC.: W:\details\metric\stand\866d01.dgn

NORTH CAROLINA PROFESSIONAL SEAL 022966 ENGINEER JOEL S. HOWERTON
3/24/05

PROJECT REFERENCE NO. R-2552C
SHEET NO. 2-2
METRIC