

REVISIONS


<p><b>-Y4-</b></p> <p>PI Sta 27+349.40 G.S. = 4.24 28.5 L = 90.00 T = 60.00 ST = 30.07</p> <p>PI Sta 27+79.40 G.S. = 5.11 11 (LT) L = 52.54 T = 26.27 ST = 13.14</p> <p>PI Sta 28+47.882 G.S. = 4.24 28.5 L = 90.00 T = 60.00 ST = 30.07</p>	<p><b>-Y4-</b></p> <p>PI Sta 30+44.97 G.S. = 6.57 40.8 (RT) L = 90.00 T = 60.00 ST = 30.07</p> <p>PI Sta 31+34.97 G.S. = 7.44 51.7 L = 90.00 T = 60.00 ST = 30.07</p>	<p><b>-Y18-</b></p> <p>PI Sta 19+28.479 G.S. = 5.04 36.5 L = 70.00 T = 60.00 ST = 30.07</p> <p>PI Sta 20+52.732 G.S. = 5.91 47.4 (LT) L = 90.00 T = 60.00 ST = 30.07</p> <p>PI Sta 21+77.005 G.S. = 6.78 58.3 L = 90.00 T = 60.00 ST = 30.07</p>
--	---	--

<p><b>-RAMP C-</b></p> <p>PI Sta 4196.140 G.S. = 8.43 08.1 L = 70.00 ST = 23.585</p> <p>PI Sta 6147.803 G.S. = 9.30 19.0 (LT) L = 70.00 ST = 23.585</p> <p>PI Sta 7176.996 G.S. = 10.17 29.9 (RT) L = 70.00 ST = 23.585</p>	<p><b>-RAMP D-</b></p> <p>PI Sta 0160.041 G.S. = 6.57 40.8 L = 90.00 ST = 30.07</p> <p>PI Sta 2126.443 G.S. = 7.44 51.7 (LT) L = 90.00 ST = 30.07</p> <p>PI Sta 3182.785 G.S. = 8.31 62.6 (RT) L = 90.00 ST = 30.07</p>
---	---

<p><b>-Y8-</b></p> <p>PI Sta 19+28.479 G.S. = 5.04 36.5 L = 70.00 ST = 30.07</p> <p>PI Sta 20+52.732 G.S. = 5.91 47.4 (LT) L = 90.00 ST = 30.07</p> <p>PI Sta 21+77.005 G.S. = 6.78 58.3 L = 90.00 ST = 30.07</p>
---

PROJECT REFERENCE NO. R-2536  
SHEET NO. 45

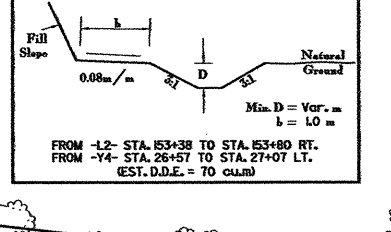
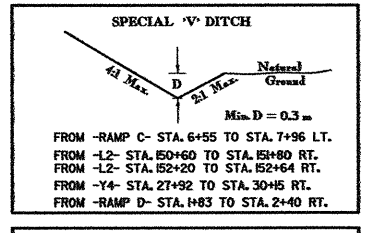
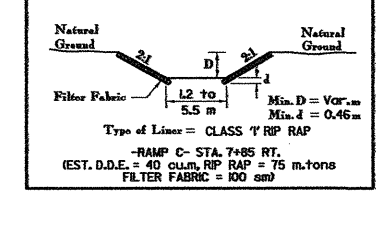
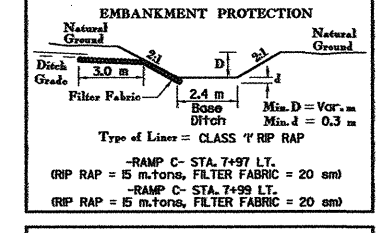
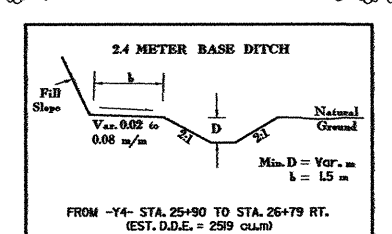
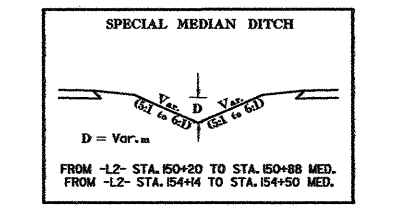
ROADWAY DESIGN ENGINEER  
HYDRAULICS ENGINEER

CONST. REV. 10/15/14

SCALE: 1" = 40'

DATE: 10/15/14

<p><b>-RAMP A-</b></p> <p>PI Sta 3127.653 G.S. = 5.57 35.3 L = 90.00 ST = 30.07</p> <p>PI Sta 2101.28 G.S. = 5.57 35.3 (RT) L = 90.00 ST = 30.07</p> <p>PI Sta 0171.77 G.S. = 5.57 35.3 L = 90.00 ST = 30.07</p>	<p><b>-RAMP B-</b></p> <p>PI Sta 0171.77 G.S. = 5.57 35.3 L = 90.00 ST = 30.07</p> <p>PI Sta 0171.77 G.S. = 5.57 35.3 L = 90.00 ST = 30.07</p>
--	--



18-MAY-2015 10:48 AM BROWNE@PSHIS.COM

12- GRADE SEE PROFILE SHEETS 37-38  
RAMP A- GRADE SEE PROFILE SHEET 42  
RAMP C- GRADE SEE PROFILE SHEET 47  
RAMP D- GRADE SEE PROFILE SHEET 49

14- GRADE SEE PROFILE SHEETS 36-37  
18- GRADE SEE PROFILE SHEET 64

**LOCHNER**  
11 W. LOCHNER, INC.  
2840 PLAZA PLACE, SUITE 202  
RALEIGH, NC 27612