



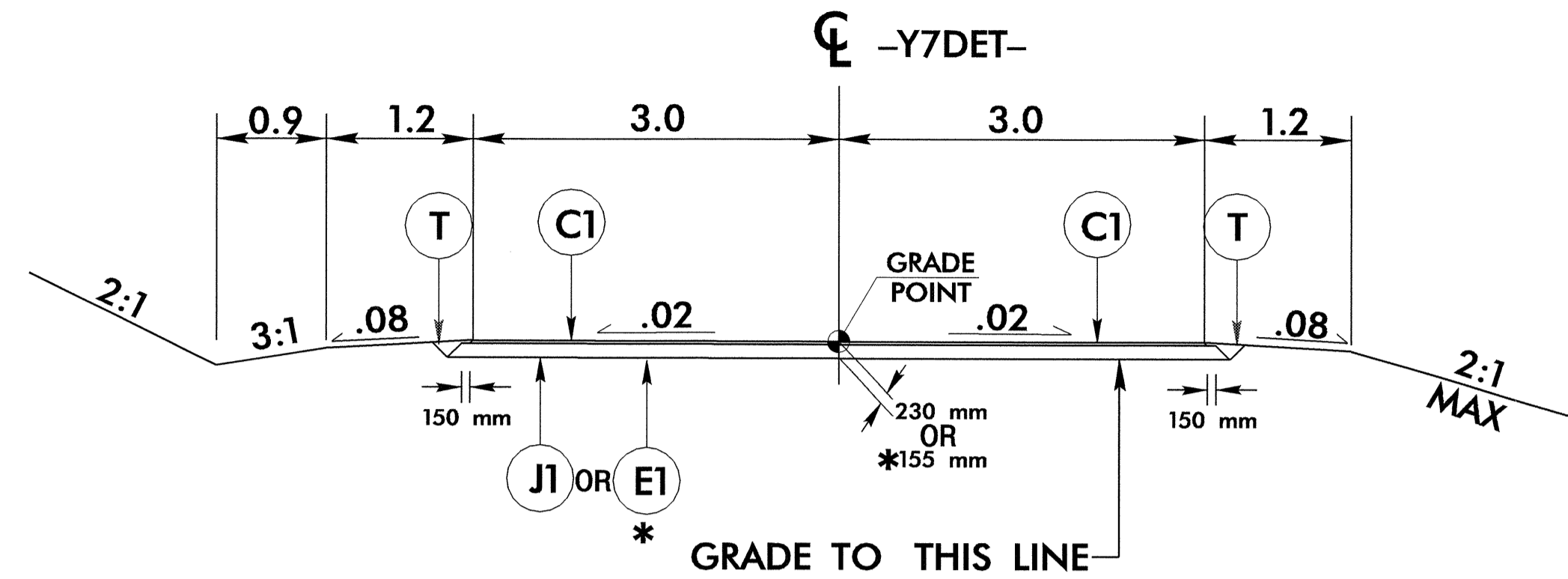
PROJECT REFERENCE NO. R-2552B SHEET NO. 2-B

ROADWAY DESIGN ENGINEER
PAVEMENT DESIGN ENGINEER

Professional Engineer Seal: SAIFORD GOSDINIGHT, SEAL 14493
Professional Engineer Seal: CLARK S. MORRISON, SEAL 22886

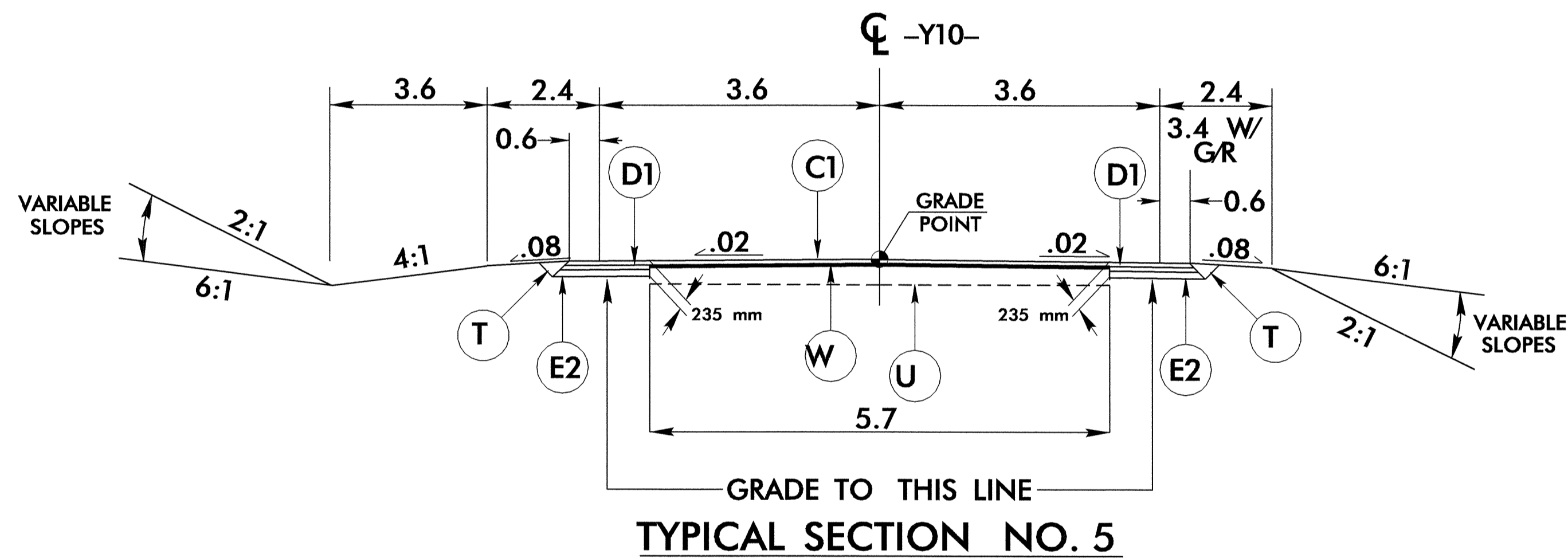
PAVEMENT SCHEDULE

C1	80 mm S9.5B
D1	65 mm I19.0B
E1	75 mm B25.0B
E2	90 mm B25.0B
J1	150 mm ABC
T	EARTH
U	EXISTING PAVEMENT
W	WEDGING



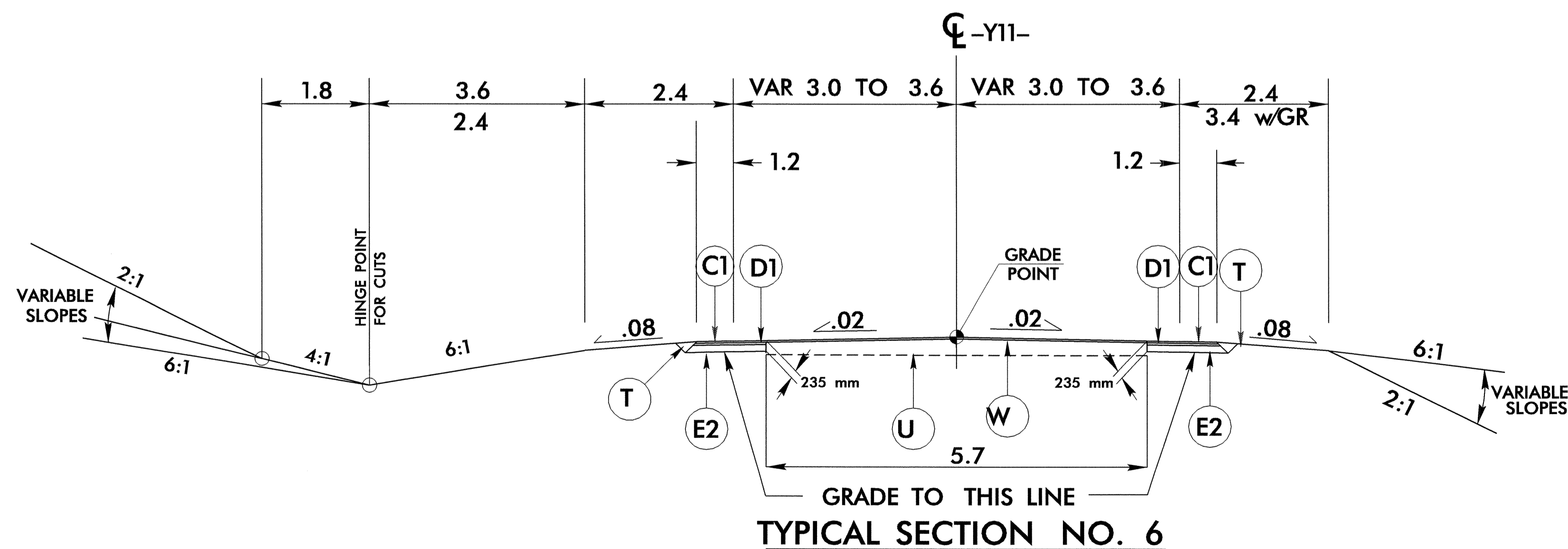
TYPICAL SECTION NO. 4

USE TYPICAL SECTION NO. 4 AS FOLLOWS:
 *-Y7DET- STA. 11+81.796 TO 12+58.348 (TIE TO -Y7- EOP)
 *-Y7DET- STA. 15+92.675 TO 16+49.704 (TIE TO -Y7- EOP)
 -Y7DET- STA. 12+58.348 TO 15+92.675



TYPICAL SECTION NO. 5

USE TYPICAL SECTION NO. 5 AS FOLLOWS:
 -Y10- STA. 12+40.000 TO STA. 13+50.000



TYPICAL SECTION NO. 6

USE TYPICAL SECTION NO. 6 AS FOLLOWS:
 -Y11- STA. 11+60.000 TO 12+34.166