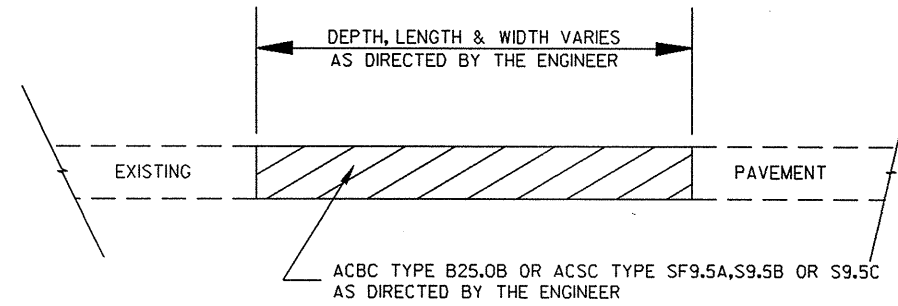
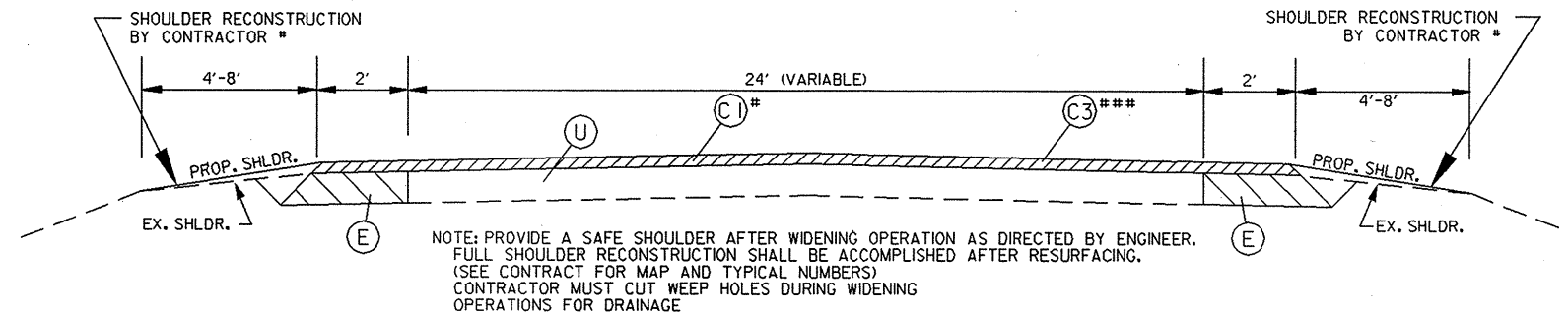


PROJ. REFERENCE NO.	SHEET NO.	TOTAL SHEETS
5C.092027, ETC.	14	19
	5CR.2092 I.5	5CR.309220.5
5C.092027	5CR.309208.5	
5CR.1092 I.5	5CR.309203.5	

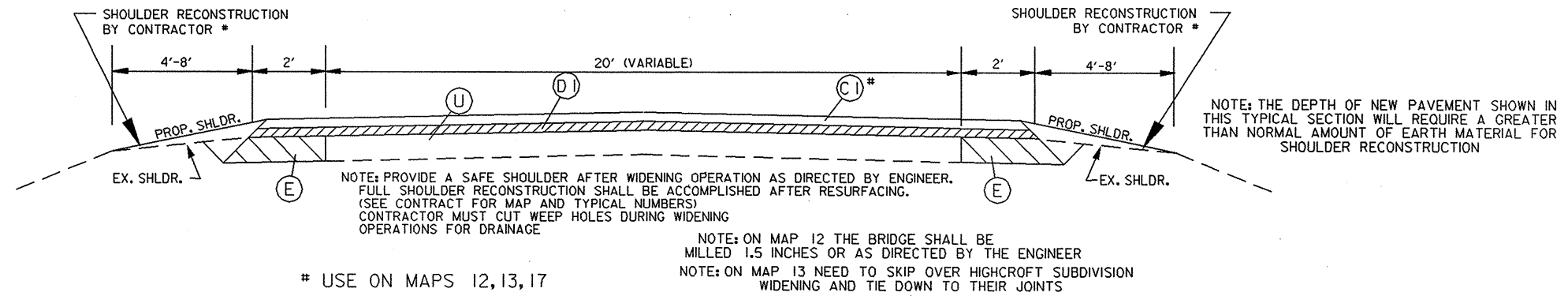


PATCHING EXISTING PAVEMENT



USE ON MAP 11
USE ON MAP 9

TYPICAL SECTION NO. 3



NOTE: THE DEPTH OF NEW PAVEMENT SHOWN IN THIS TYPICAL SECTION WILL REQUIRE A GREATER THAN NORMAL AMOUNT OF EARTH MATERIAL FOR SHOULDER RECONSTRUCTION

USE ON MAPS 12,13,17

TYPICAL SECTION NO. 4