

NOTES

CONCRETE DESIGN DATA : $f'_c = 5,000$ PSI ; $f_c = 2,000$ PSI

IMPACT IN HANDLING = 50%

THE TRANSFER OF LOAD FROM THE ANCHORAGES TO THE PILE SHALL BE DONE WHEN THE CONCRETE HAS REACHED A COMPRESSIVE STRENGTH OF NOT LESS THAN 3,500 PSI.

IN DRIVING PILES, A METHOD APPROVED BY THE ENGINEER SHALL BE USED, WHEREBY THE HEAD OF THE PILE IS NOT DAMAGED.

PROPOSED DEVICES FOR LIFTING PILES, RECESS DETAILS, AND PATCHING MATERIAL SHALL BE DETAILED IN SHOP DRAWINGS. AFTER ATTACHMENTS HAVE BEEN REMOVED, OPENINGS SHALL BE REPAIRED SUCH THAT THE APPEARANCE OF THE PILE IS UNIFORM.

WHERE CAST-IN-PLACE LIFTING DEVICES ARE NOT USED, PICK-UP POINTS TO BE INDICATED WITH A BLACK MARK 2" WIDE.

ALL PRESTRESSING STRANDS SHALL BE 7-WIRE LOW-RELAXATION GRADE 270 STRANDS AND SHALL CONFORM TO AASHTO M203 EXCEPT FOR SAMPLING REQUIREMENTS WHICH SHALL BE IN ACCORDANCE WITH STANDARD SPECIFICATIONS.

THE CONTRACTOR MAY USE EITHER OF THE FOLLOWING STRAND CONFIGURATIONS:

SIZE	GRADE	NUMBER OF STRANDS	AREA	ULTIMATE STRENGTH	APPLIED PRESTRESS FORCE
1/2"	270 L.R.	4	0.153	41,300* PER STRAND	30,980* PER STRAND
1/2"	270 L.R.	5	0.153	41,300* PER STRAND	30,980* PER STRAND

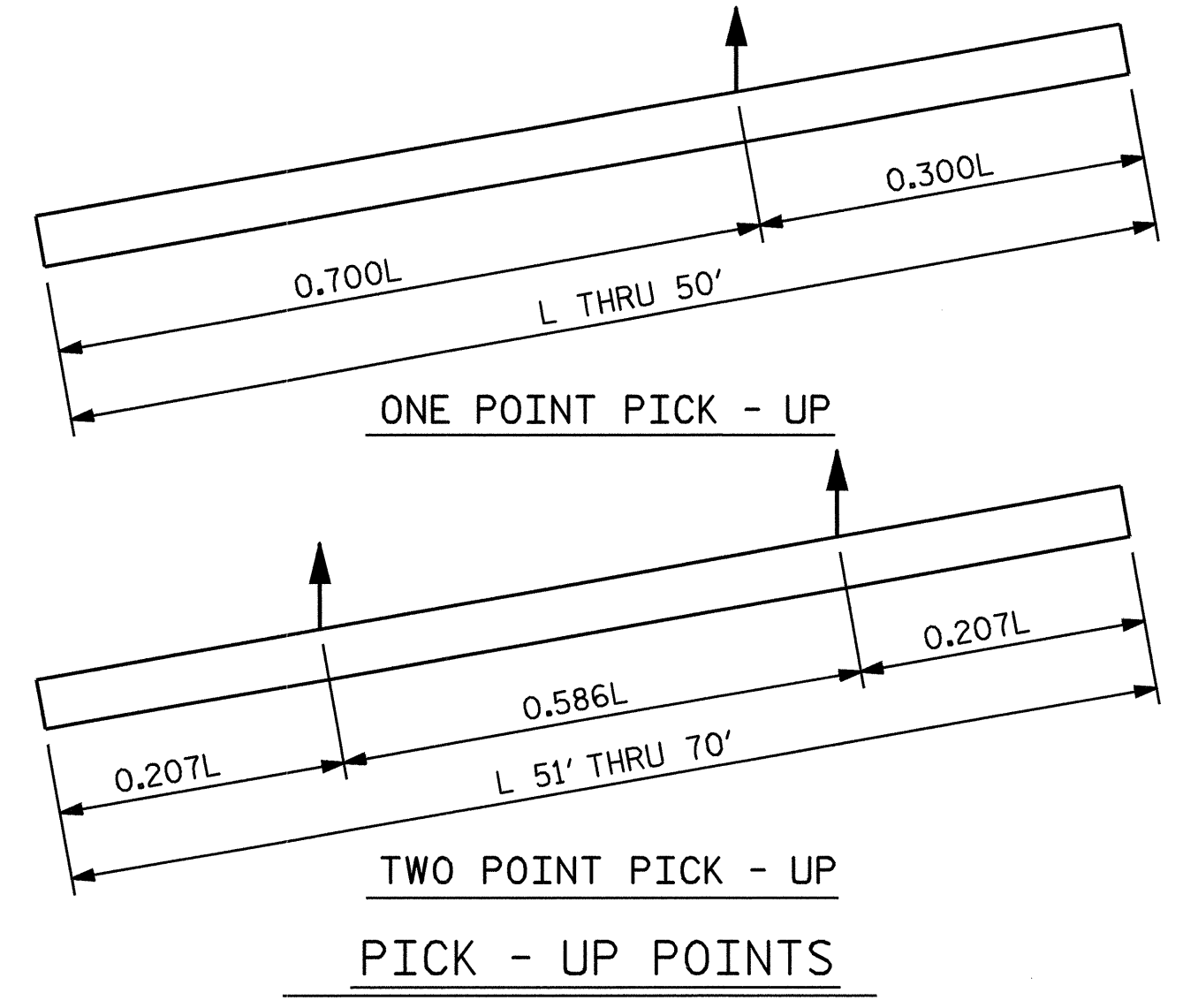
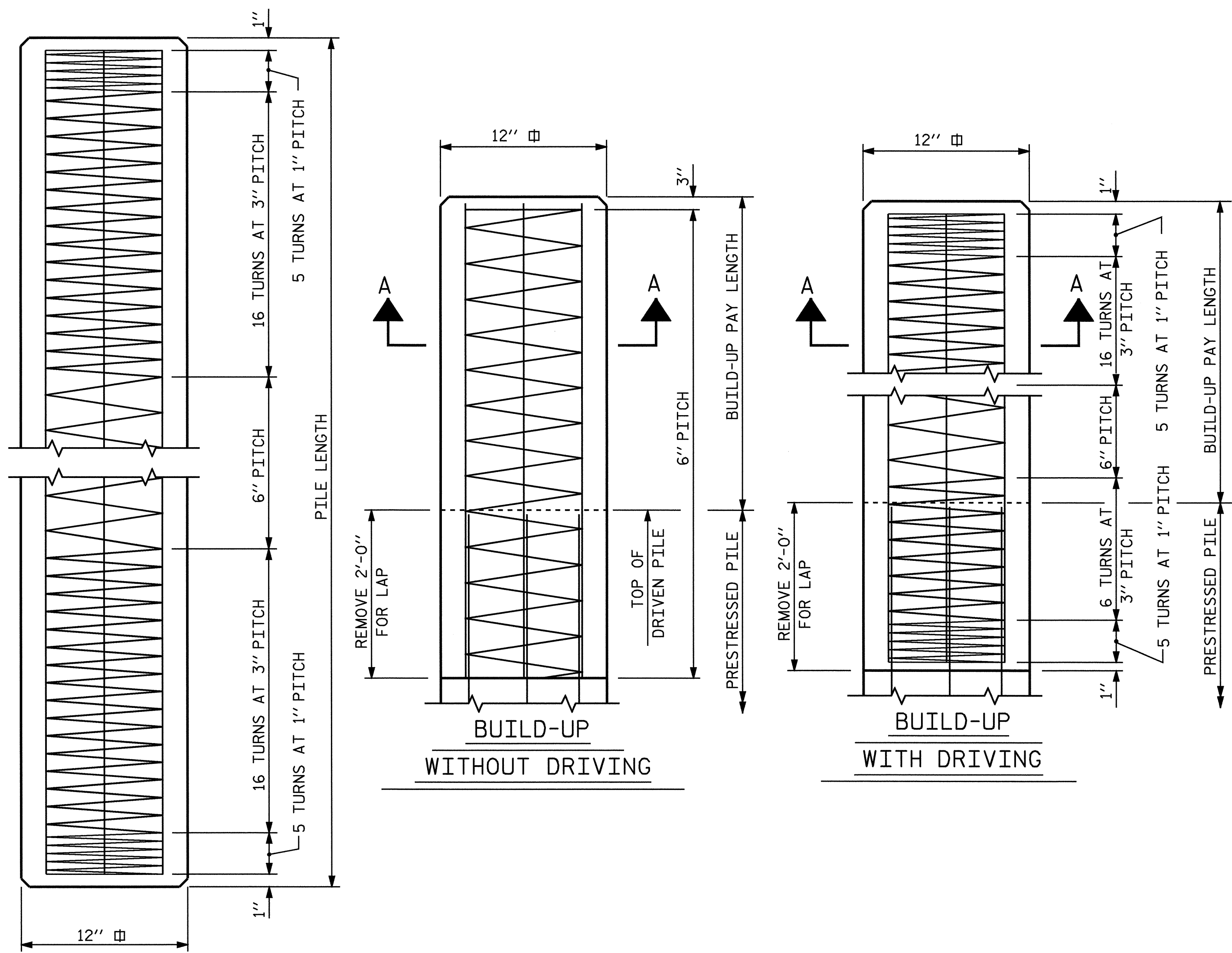
THE SLIP-FORM METHOD OF CASTING PILES WILL NOT BE PERMITTED.

IF STRAND STRESS IS RELIEVED BY BURNING, THE STRANDS SHALL BE BURNED IN PAIRS, EXCEPT WHERE 5 STRANDS ARE USED THE LAST STRAND MAY BE BURNED SINGLY, ACCORDING TO BURNING PATTERNS SHOWN. NOT MORE THAN 4 STRANDS MAY BE BURNED AT ANY ONE SECTION BEFORE THE SAME STRANDS ARE BURNED AT BOTH ENDS OF THE BED AND BETWEEN EACH PAIR OF PILES IN THE BED.

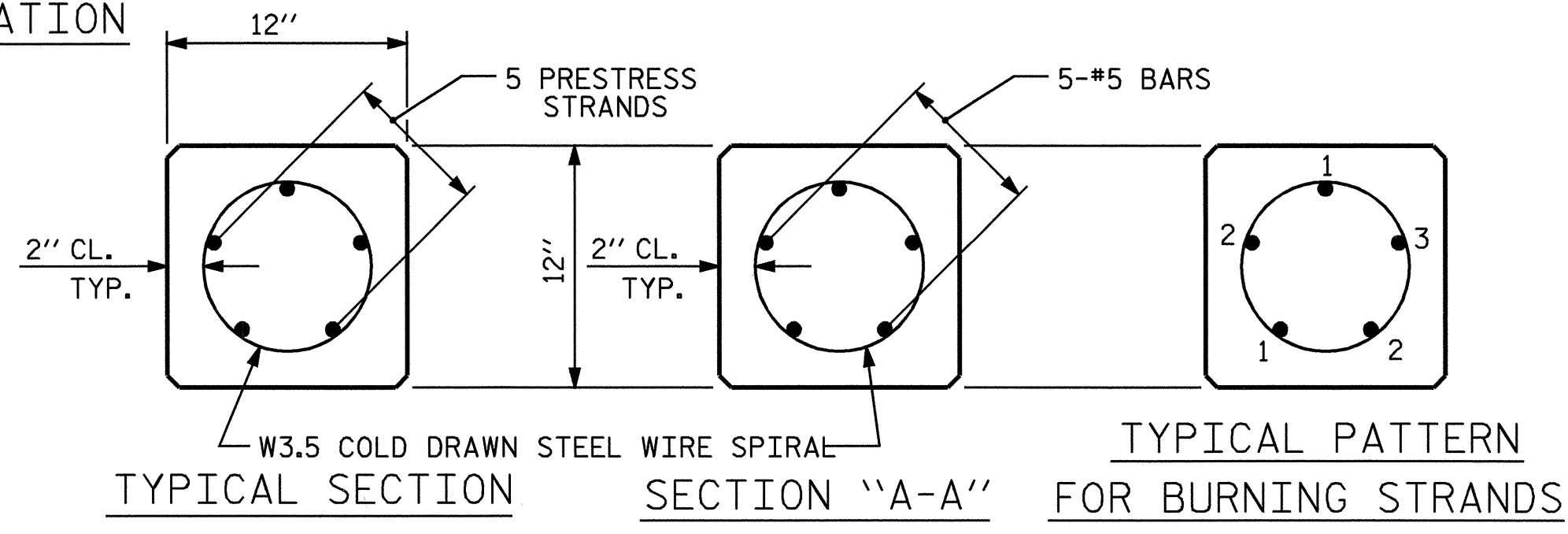
BUILD-UPS SHALL BE 'CLASS A' CONCRETE WITH 20% ADDITIONAL CEMENT. NO DRIVING OF THE BUILT-UP PILE WILL BE PERMITTED UNTIL THE CONCRETE HAS REACHED A COMPRESSIVE STRENGTH OF 3,000 PSI AND UNTIL A PERIOD OF SEVEN DAYS HAS ELAPSED SINCE CASTING OF THE BUILD-UP.

FOR PRESTRESSED CONCRETE PILES, SEE SPECIAL PROVISIONS.

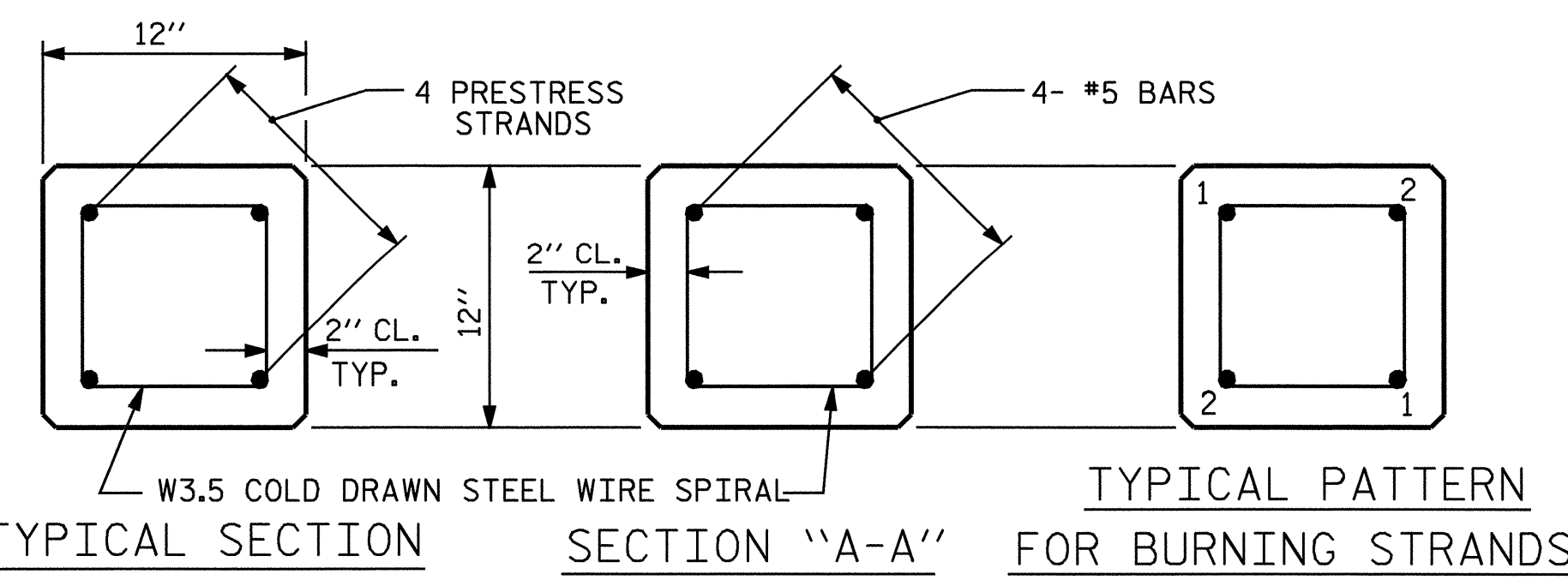
ALL CORNERS TO BE CHAMFERED 3/4".



ELEVATION



1/2" Ø GRADE 270 L.R. PRESTRESS STRANDS



1/2" Ø GRADE 270 L.R. PRESTRESS STRANDS

LENGTH	CONCRETE CU. YDS.	PILE WT. TONS	ONE PICK-UP POINT		TWO PICK-UP POINT	
			0.300L	0.700L	0.207L	0.586L
25'-0"	0.91	1.85	7'-6"	17'-6"		
30'-0"	1.10	2.22	9'-0"	21'-0"		
35'-0"	1.28	2.59	10'-6"	24'-6"		
40'-0"	1.46	2.96	12'-0"	28'-0"		
45'-0"	1.64	3.33	13'-6"	31'-6"		
50'-0"	1.83	3.70	15'-0"	35'-0"		
55'-0"	2.01	4.07			11'-4 1/2"	32'-3"
60'-0"	2.19	4.44			12'-5"	35'-2"
65'-0"	2.37	4.81			13'-5 1/2"	38'-1"
70'-0"	2.56	5.18			14'-6"	41'-0"


PROJECT NO. B-4248
ROBESON COUNTY
 STATION: 16+67.50

STATE OF NORTH CAROLINA
 DEPARTMENT OF TRANSPORTATION
 RALEIGH

**STANDARD
 12" PRESTRESSED
 CONCRETE PILE**

OCT. 1977

REVISIONS						SHEET NO.	
NO.	BY:	DATE:	NO.	BY:	DATE:	S-20	
1			3			TOTAL SHEETS	25
2			4				



ASSEMBLED BY : D. CARNETT DATE : 7/23/04
 CHECKED BY : A.S. CALLAWAY DATE : 11/4/04
 DRAWN BY : FCJ 7/88 REV. 2/6/97 EEM/RGW
 CHECKED BY : CRK 3/89 REV. 7/17/98 RWW/LES
 REV. 8/16/99 RWW/LES