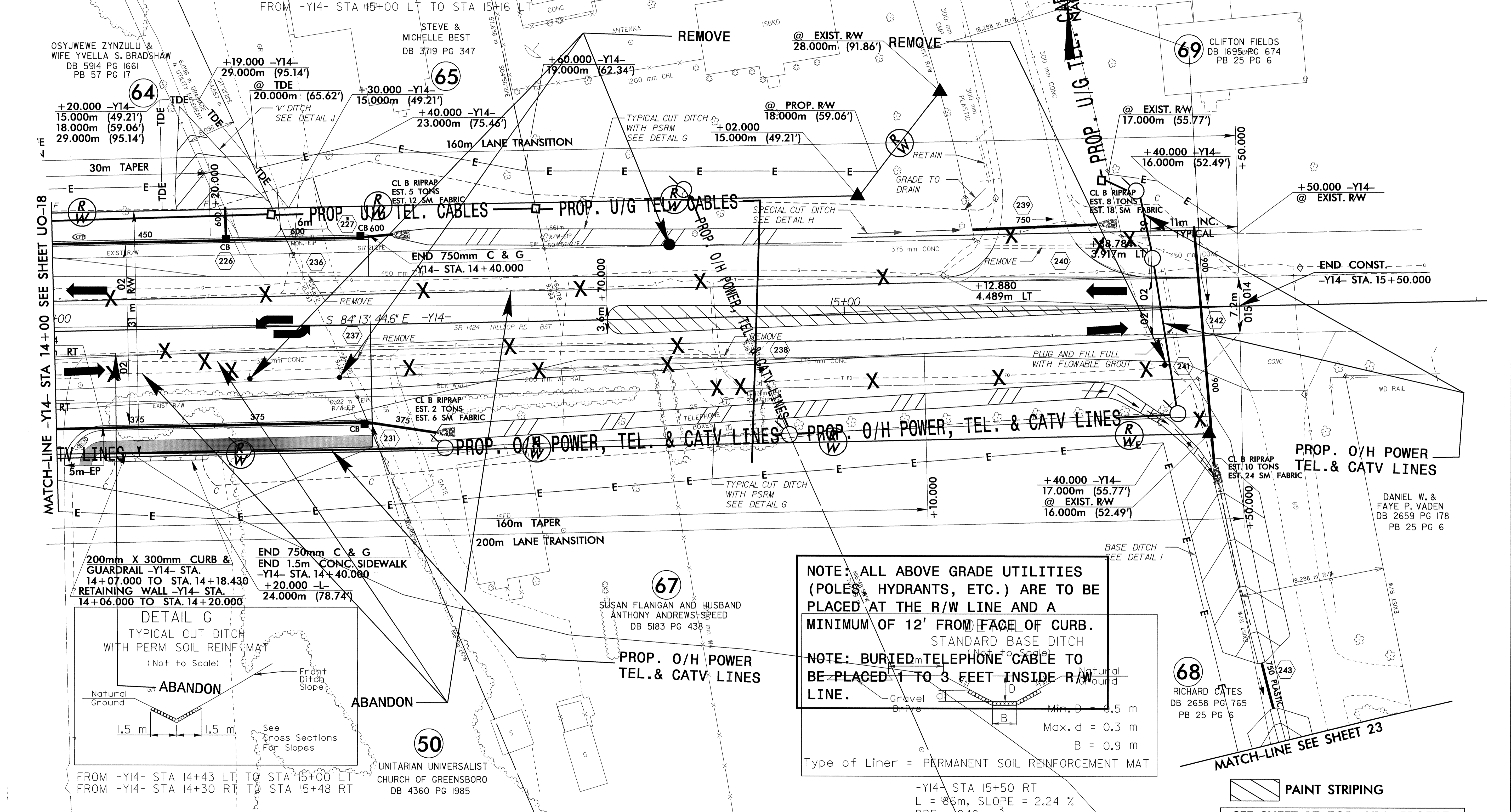
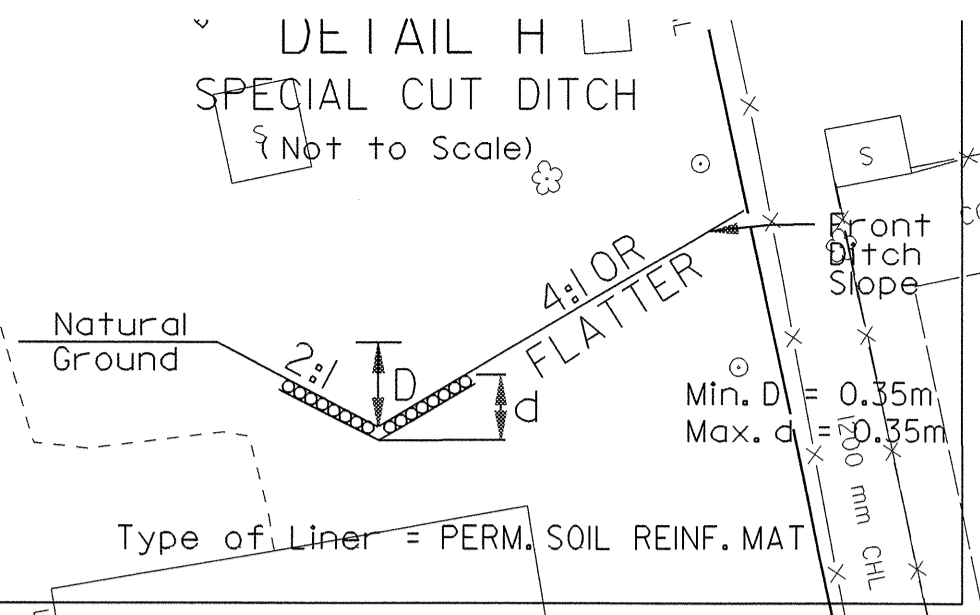
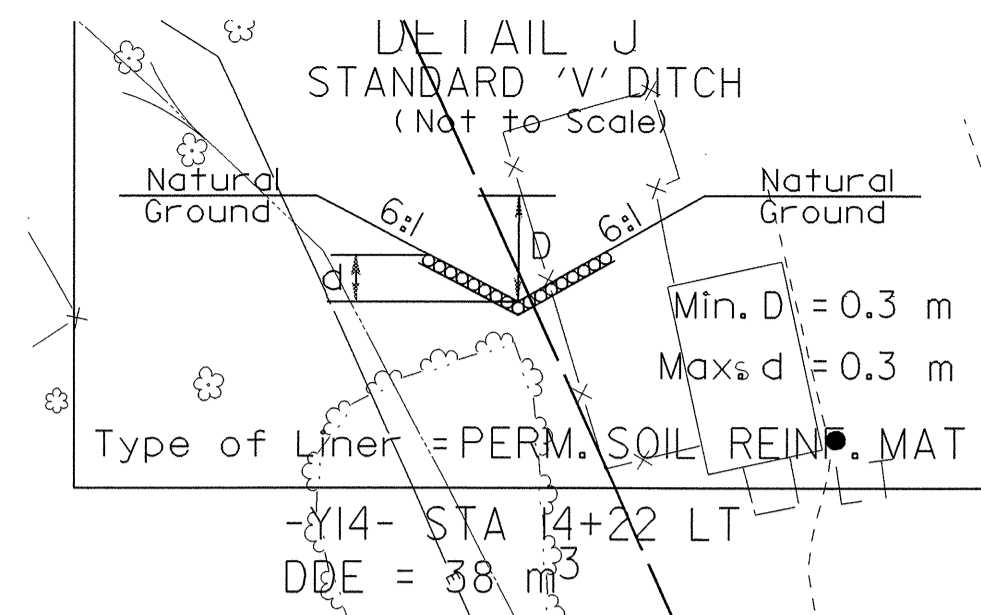


NOTE:
 ALL PROPOSED UTILITY WORK
 SHOWN ON THIS SHEET WILL
 BE DONE BY OTHERS



NOTE: ALL ABOVE GRADE UTILITIES (POLES, HYDRANTS, ETC.) ARE TO BE PLACED AT THE R/W LINE AND A MINIMUM OF 12' FROM FACE OF CURB.
 STANDARD BASE DITCH
 (Not to Scale)

NOTE: BURIED TELEPHONE CABLE TO BE PLACED 1 TO 3 FEET INSIDE R/W LINE.

Min. D = 0.5 m
 Max. d = 0.3 m
 B = 0.9 m
 Type of Liner = PERMANENT SOIL REINFORCEMENT MAT

NOTE: FINAL LIFT OF 35mm S9.5C FROM -Y14- STA. 14+20 TO STA. 15+50 WILL BE PLACED UNDER THE U-3612 PROJECT.

PAINT STRIPING
 SEE SHEET 37 FOR -Y14- PROFILE

MATCH-LINE -Y14- STA 14+00 SEE SHEET UO-18

MATCH-LINE SEE SHEET 23

042527
 07-OCT-2004 15:46 H:\u2913bs\UO19.dwg
 07-OCT-2004 15:46 H:\u2913bs\UO19.dwg
 07-OCT-2004 15:46 H:\u2913bs\UO19.dwg