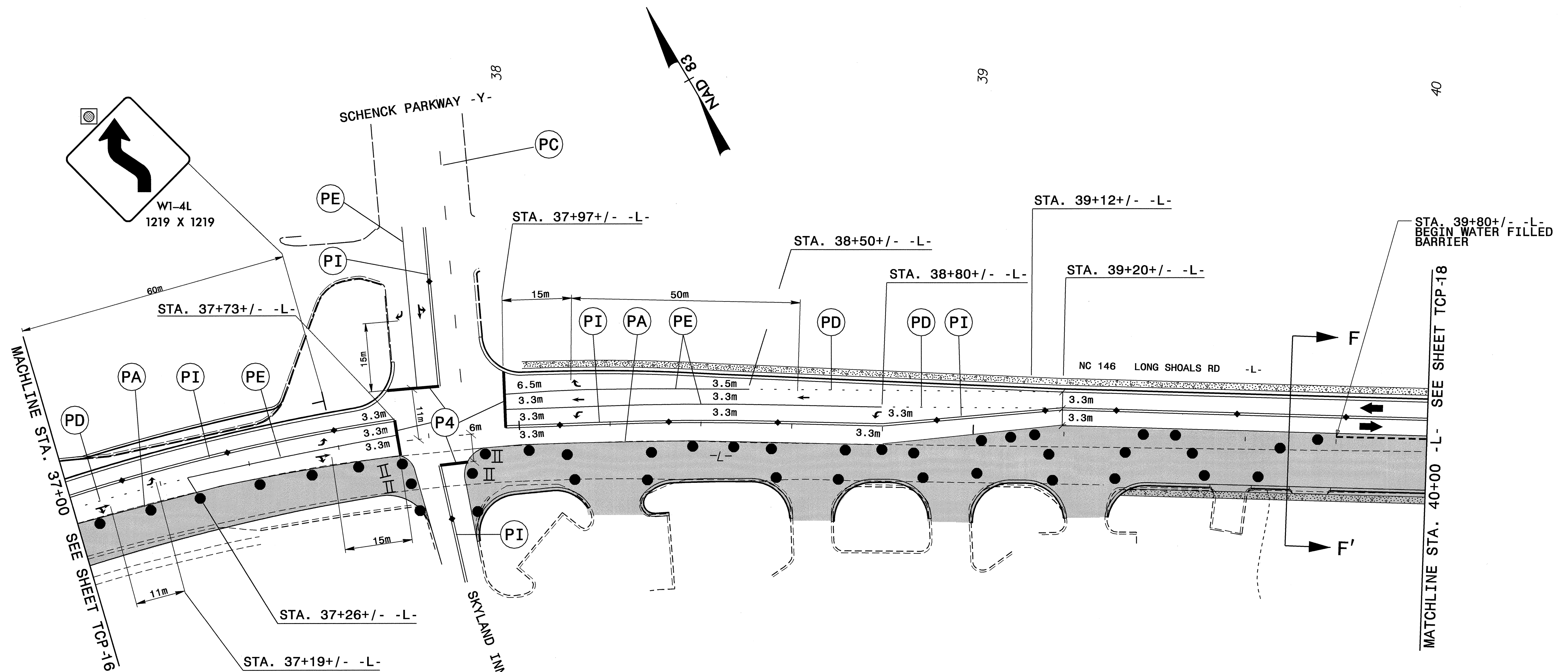




PROJ. REFERENCE NO.	SHEET NO.
R-2813C	TCP-17



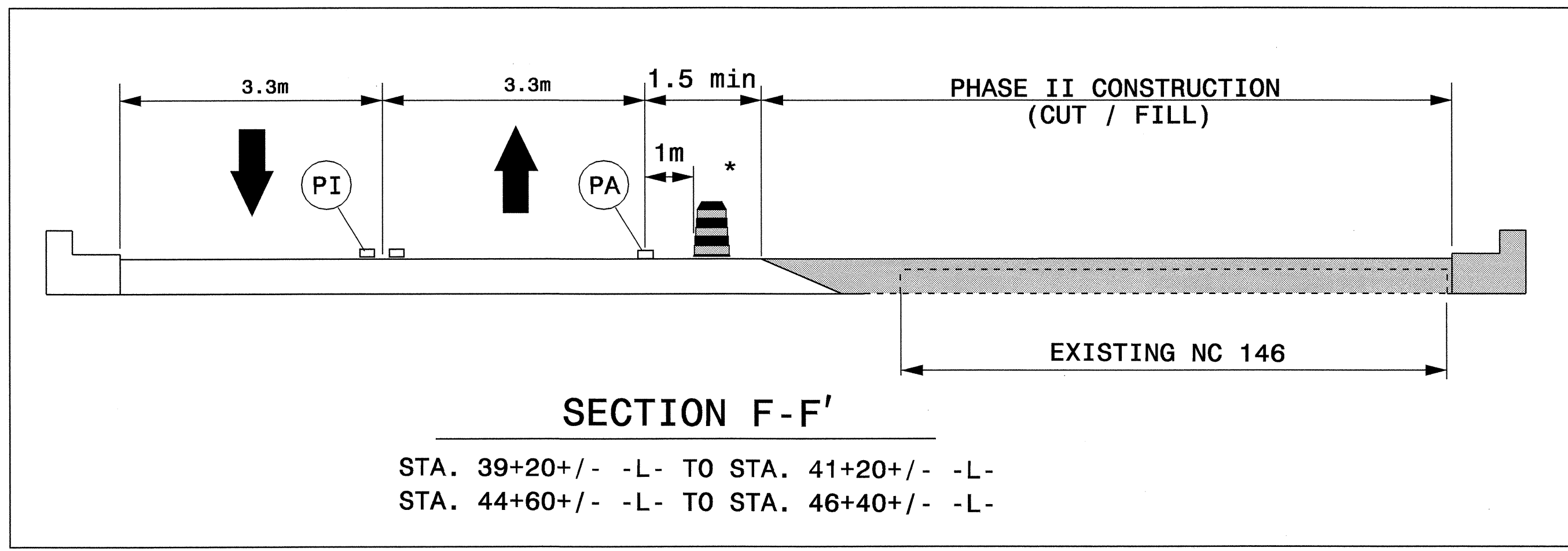
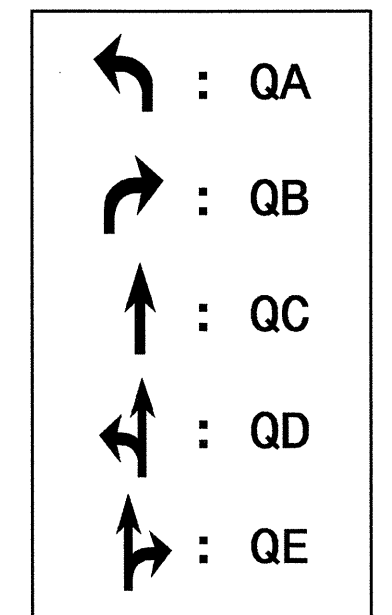
NOTES:

SEE RDWY. STD. DWG. 1250.01 AND 1251.01 FOR PAVEMENT MARKER SPACING AND RAISED PAVEMENT MARKERS.

* INSTALL WATER FILLED BARRIER FROM STA. 39+80 +/- -L- TO STA. 40+60 +/- -L- AND FROM STA. 46+00 +/- -L- TO STA. 47+00 +/- -L- (SEE PHASE II, STEP 2).

100mm CONCRETE SIDEWALK

SEE SHEET PM-1 FOR PAVEMENT MARKING SCHEDULE



APPROVED:	DATE:	PHASE I, STEP 4	
SEAL 	PHASE II, STEPS 1, 2, 3 & 4		REVISIONS
	SCALE: NONE	DATE: AUGUST 2003	
	DWG. BY: JLE	DESIGN BY: JLE	
	REVIEWED BY: JWG		

08-MAR-2004 15:44
M:\TCP\R2813C_TCP_PHASE1.dgn
mmhmrriquez AT TET095141