

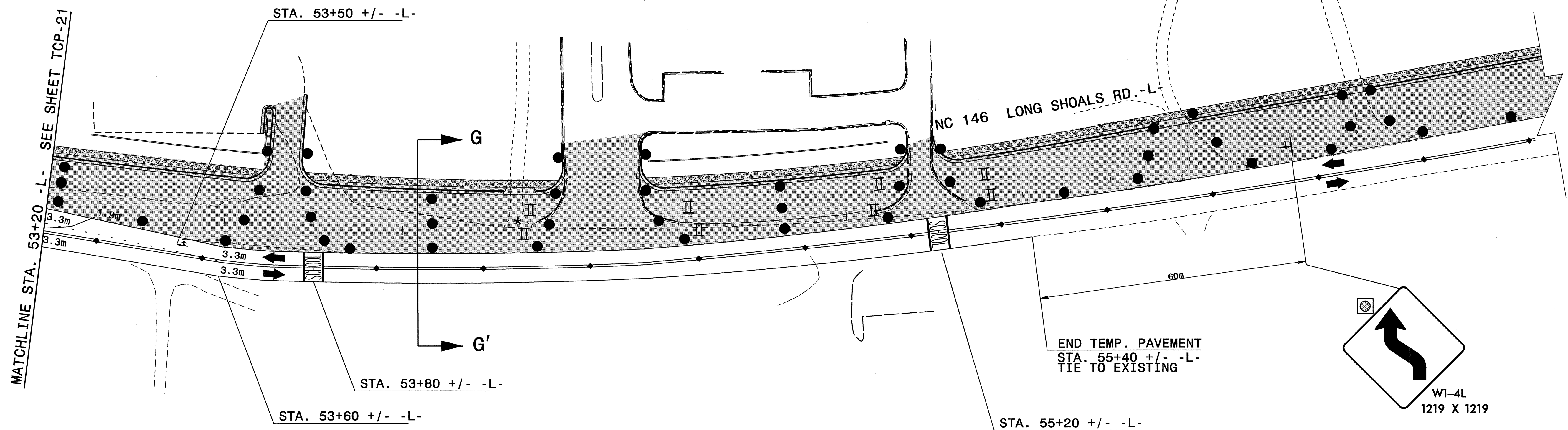




PROJ. REFERENCE NO.	SHEET NO.
R-2813C	TCP-22

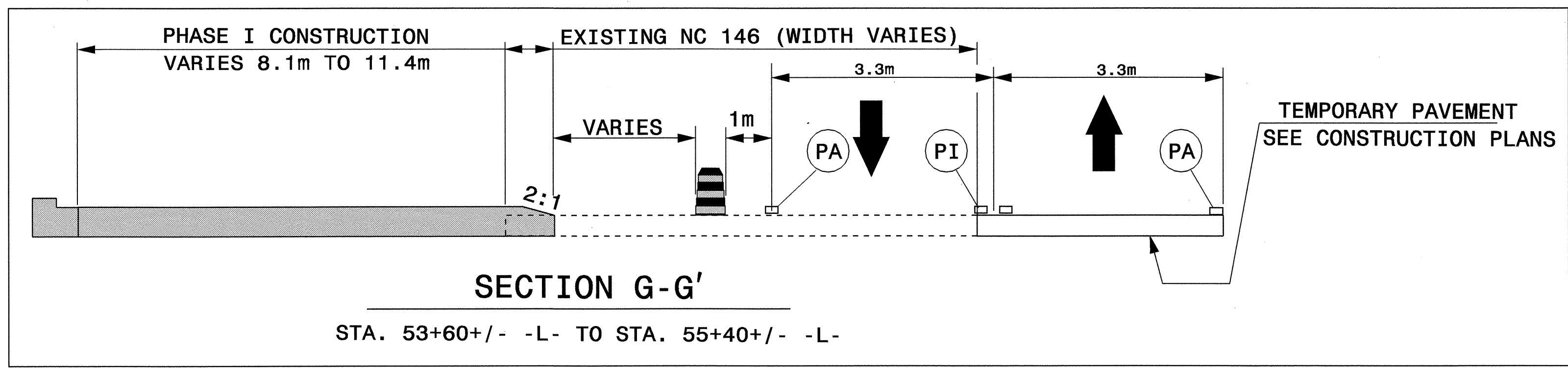


MATCHLINE STA. 53+20 -L- SEE SHEET TCP-21



↑ : QE
SCHOOL : QI

SEE RDWY. STD. DWG. 1250.01 AND 1251.01 FOR PAVEMENT MARKER SPACING AND RAISED PAVEMENT MARKERS.
 100mm CONCRETE SIDEWALK
 SEE SHEET PM-1 FOR PAVEMENT MARKING SCHEDULE



APPROVED: DATE: 8/20/03

SEAL

PHASE I, STEP 4 PHASE II, STEPS 1 & 2		REVISIONS	
SCALE: NONE	DATE: AUGUST 2003		
DWG. BY: JLE	DESIGN BY: JLE		
REVIEWED BY: JWG			

08-MAR-2004 15:45
M:\TCP\R2813C\COPY_PHASE.II.dgn
mmamriquez AT TFC195141