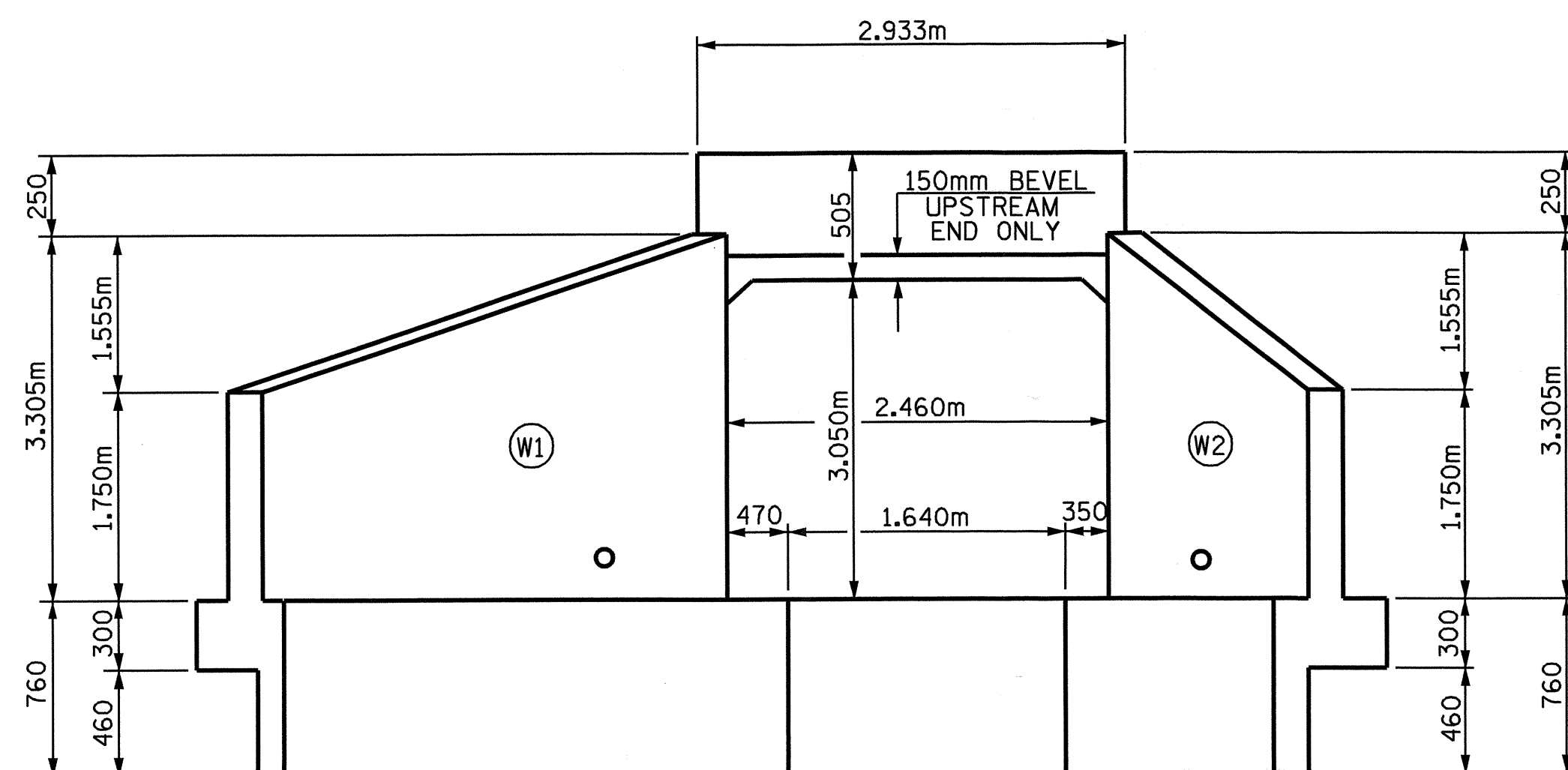
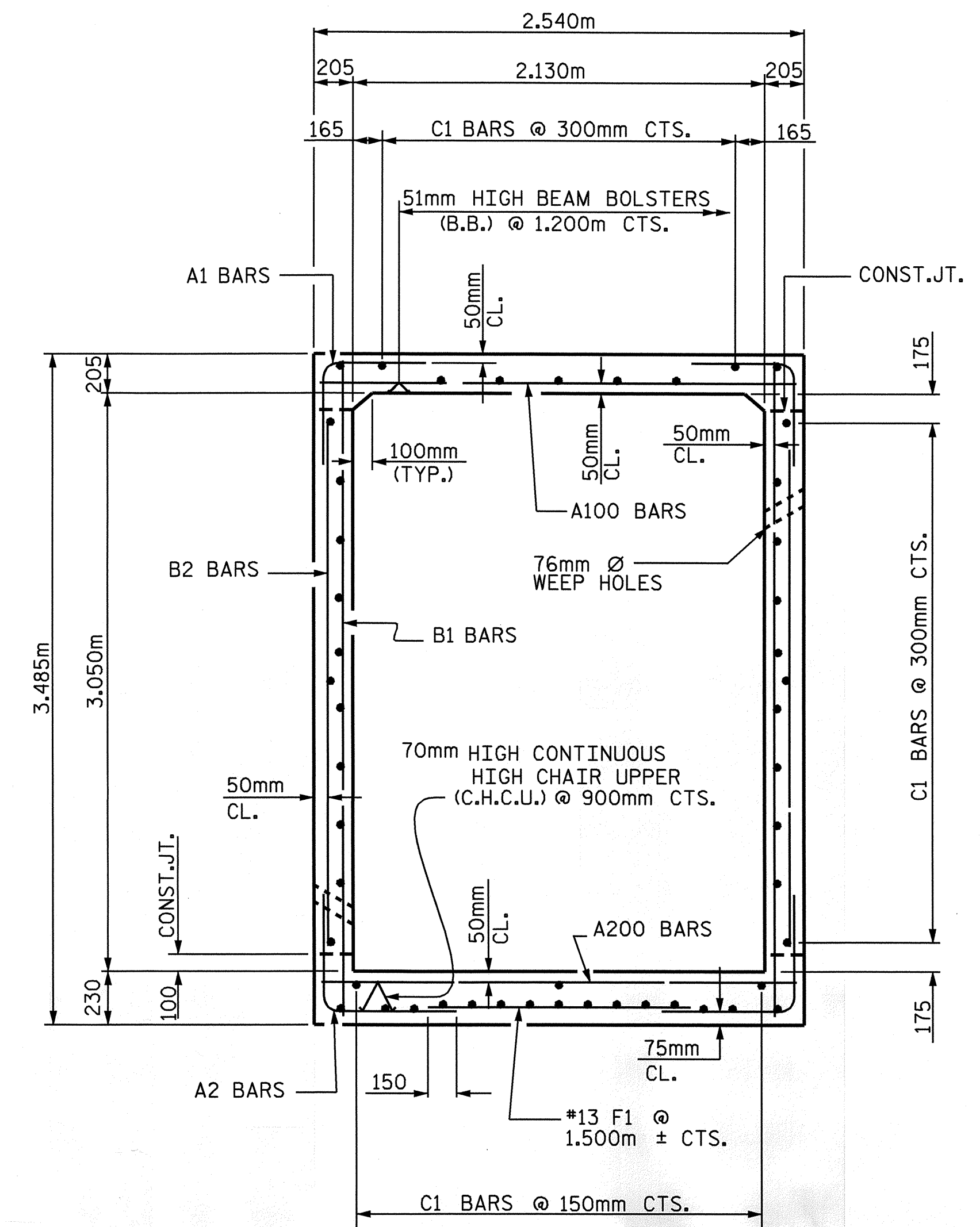


CULVERT SECTION NORMAL TO ROADWAY



END ELEVATION NORMAL TO SKEW

INLET END ELEVATION



RIGHT ANGLE SECTION OF BARREL


THERE ARE 49 'C' BARS IN SECTION OF BARREL

PROJECT NO. R-2813C  
BUNCOMBE COUNTY  
 STATION: 58+91.630 -L-

SHEET 2 OF 4

STATE OF NORTH CAROLINA  
 DEPARTMENT OF TRANSPORTATION  
 RALEIGH

SINGLE 2.130m X 3.050m  
 CONCRETE BOX CULVERT  
 EXTENSION  
 120° SKEW



ASSEMBLED BY : M.E. POOLE DATE : 04/03  
 CHECKED BY : J.L. LAMBERT DATE : 06/03

DRAWN BY : EEM 6/97  
 CHECKED BY : ARB 7/97

| REVISIONS |     |       |     |     |       | SHEET NO.    |
|-----------|-----|-------|-----|-----|-------|--------------|
| NO.       | BY: | DATE: | NO. | BY: | DATE: | TOTAL SHEETS |
| 1         |     |       | 3   |     |       | C-2          |
| 2         |     |       | 4   |     |       | 4            |