

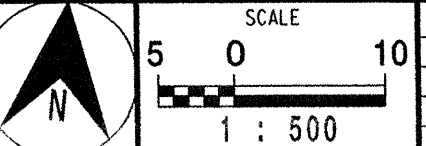



ALL COMMUNICATIONS CABLE ATTACHMENT POINTS ARE 1000 MM BELOW POWER (FRONT SIDE OF POLE) UNLESS OTHERWISE NOTED.

 <p>PLANS PREPARED BY : RUMMEL KLEPPER & KAHL, LLP <i>consulting engineers</i> 5800 FARINGDON PLACE SUITE 105 RALEIGH, NORTH CAROLINA 27609-3960</p>	<p>Prepared for the Offices of:  DEPARTMENT OF TRANSPORTATION Survey and Geometric Section 122 N. McDowell St., Raleigh, NC 27603</p>	<p>COMMUNICATION CABLE AND CONDUIT ROUTING PLAN</p>		<p>SEAL NORTH CAROLINA PROFESSIONAL ENGINEER SEAL 19798 DONALD W. MORTON</p>						
		<p>FOR DIVISION OF HIGHWAYS</p>			<p>DIVISION 13 BUNCONBE COUNTY ASHEVILLE PLAN DATE: 10-10-03 REVIEWED BY: D. MORTON PREPARED BY: C.B. HOLDEN RK&K PROJECT NO. 302-079-SIG1</p>					
<p>SCALE  1 : 500</p>		<table border="1"> <thead> <tr> <th>REVISIONS</th> <th>INIT.</th> <th>DATE</th> </tr> </thead> <tbody> <tr> <td> </td> <td> </td> <td> </td> </tr> </tbody> </table>		REVISIONS	INIT.	DATE				<p>SIGNATURE:  DATE: 11-10-03 CADD FILE NAME: CABLE06_20031101.SIG</p>
REVISIONS	INIT.	DATE								