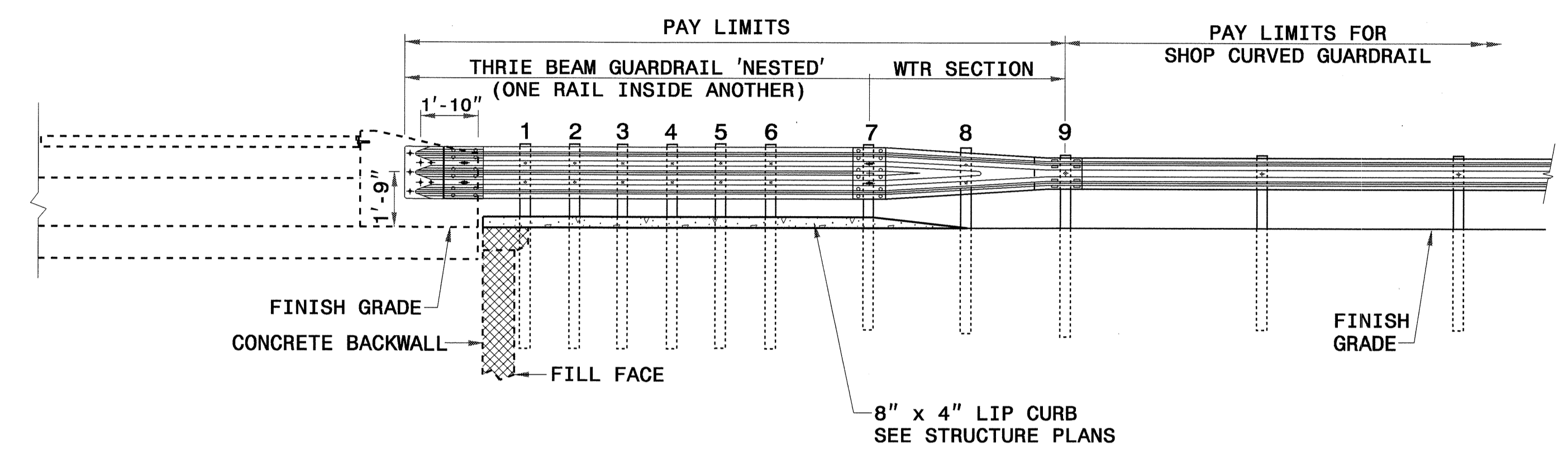


STATE OF
NORTH CAROLINA
DEPT. OF TRANSPORTATION
DIVISION OF HIGHWAYS
RALEIGH, N.C.

ENGLISH DETAIL DRAWING FOR
**TYPE III MODIFIED - SHOP CURVED
STRUCTURE ANCHOR UNIT**

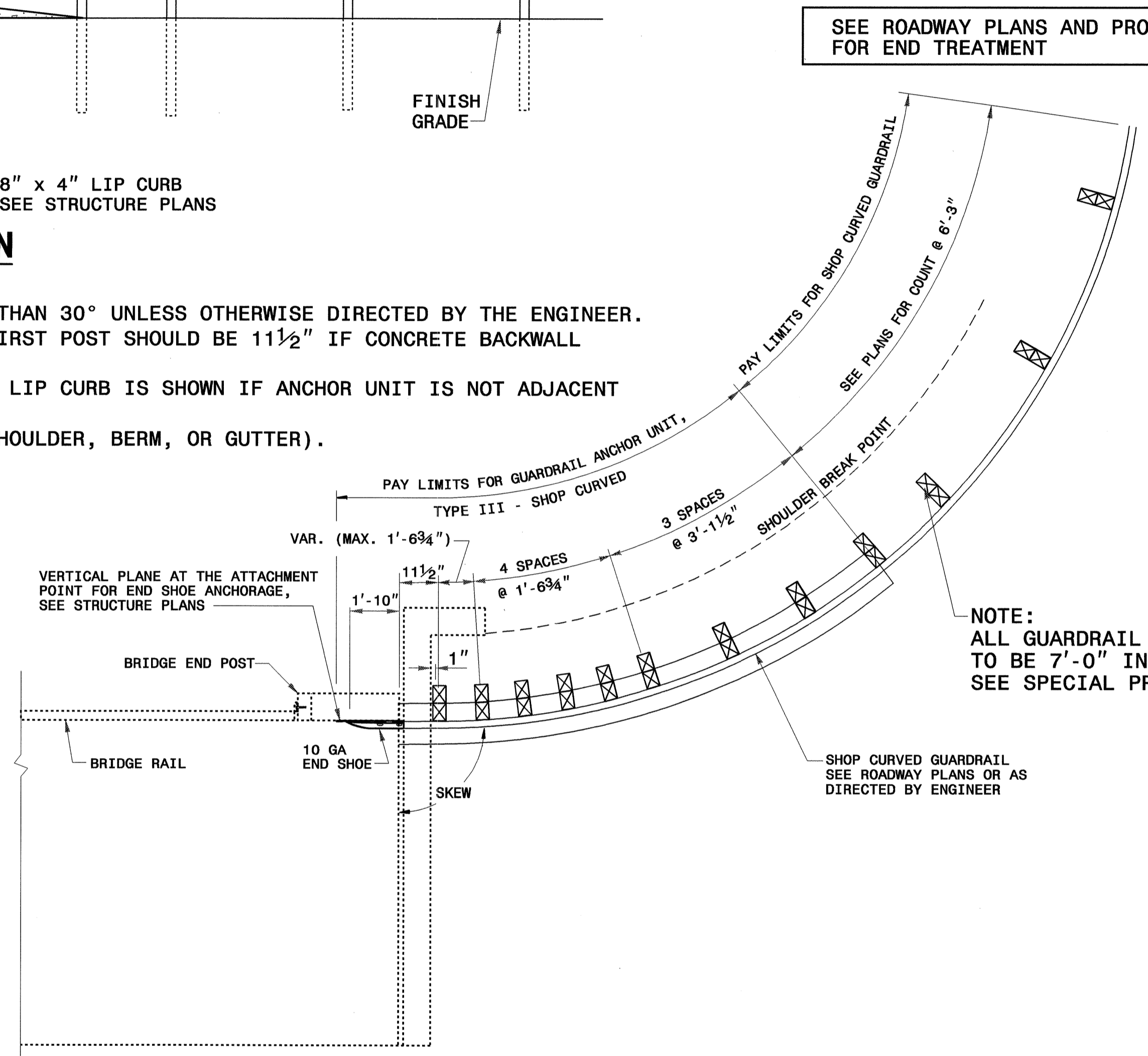
STATE OF
NORTH CAROLINA
DEPT. OF TRANSPORTATION
DIVISION OF HIGHWAYS
RALEIGH, N.C.

ENGLISH DETAIL DRAWING FOR
**TYPE III MODIFIED - SHOP CURVED
STRUCTURE ANCHOR UNIT**



ELEVATION

- NOTE:
 **POST NOT REQUIRED FOR SKEW ANGLES GREATER THAN 150° OR LESS THAN 30° UNLESS OTHERWISE DIRECTED BY THE ENGINEER.
 *THE DISTANCE FROM END OF BRIDGE RAIL TO CENTER LINE OF THE FIRST POST SHOULD BE 11½" IF CONCRETE BACKWALL IS NOT PRESENT.
 -SHOULDER BERM GUTTER MUST BE INSTALLED TO THE LIMITS 8" x 4" LIP CURB IS SHOWN IF ANCHOR UNIT IS NOT ADJACENT TO AN APPROACH SLAB.
 -MEASURE GUARDRAIL HEIGHT FROM THE TOP OF ADJACENT SURFACE (SHOULDER, BERM, OR GUTTER).
 -USE NO STEEL POSTS WITHIN THE GUARDRAIL ANCHOR UNIT LIMITS.
 -LAP JOINTS IN THE DIRECTION OF TRAFFIC FLOW.
 -SEE STANDARD 862.03 SHEET 4 FOR POST SECTIONS 1 THRU 9.



PLAN VIEW

**GUARDRAIL ANCHOR UNIT, TYPE III- SHOP CURVED
FOR ATTACHMENT TO RAIL ON BRIDGE**

SEE ROADWAY PLANS AND PROVISIONS
FOR END TREATMENT


NOTE:
ALL GUARDRAIL POST ARE
TO BE 7'-0" IN LENGTH.
SEE SPECIAL PROVISIONS.

SHOP CURVED GUARDRAIL
SEE ROADWAY PLANS OR AS
DIRECTED BY ENGINEER

SHEET 1 OF 1
TYPE III SC

SHEET 1 OF 1
TYPE III SC

30-APR-2004 09:56
 W:\Special_Details\ncbritt\english\bridge\b3205type IIIsc.dgn
 nbritt HI_DS203039



**DESIGN SERVICES UNIT
STANDARDS AND SPECIAL DESIGN**
Office 919-250-4128 FAX 919-250-4119

SEE PLATE FOR TITLE

ORIGINAL BY: nbritt DATE: 04-30-04
 MODIFIED BY: nbritt DATE: 05/14/04
 CHECKED BY: [Signature] DATE: 05/14/04
 FILE SPEC.: details/nbritt/english/bridge/b3205typeIIIsc.dgn