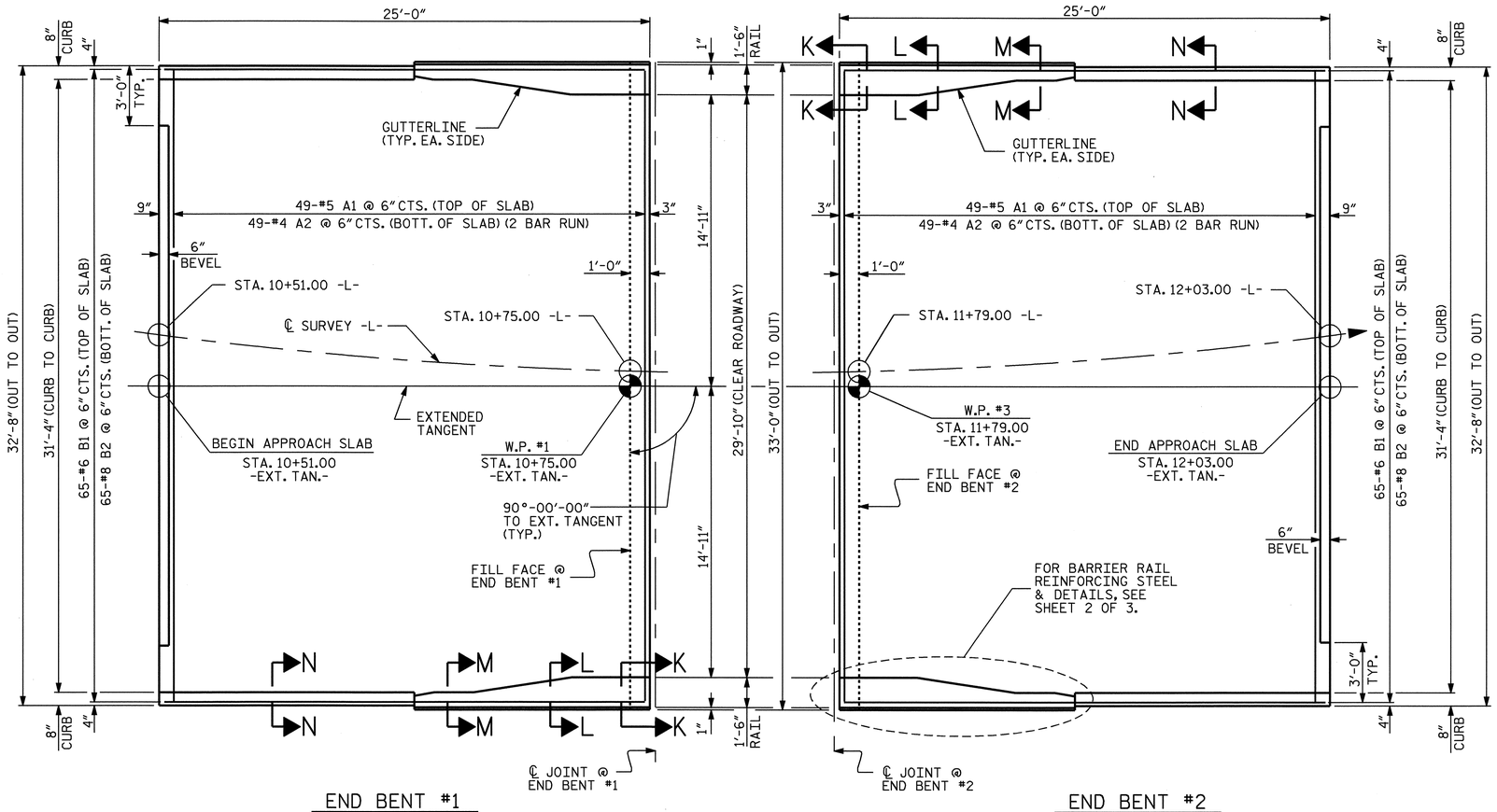

PLAN OF APPROACH SLAB

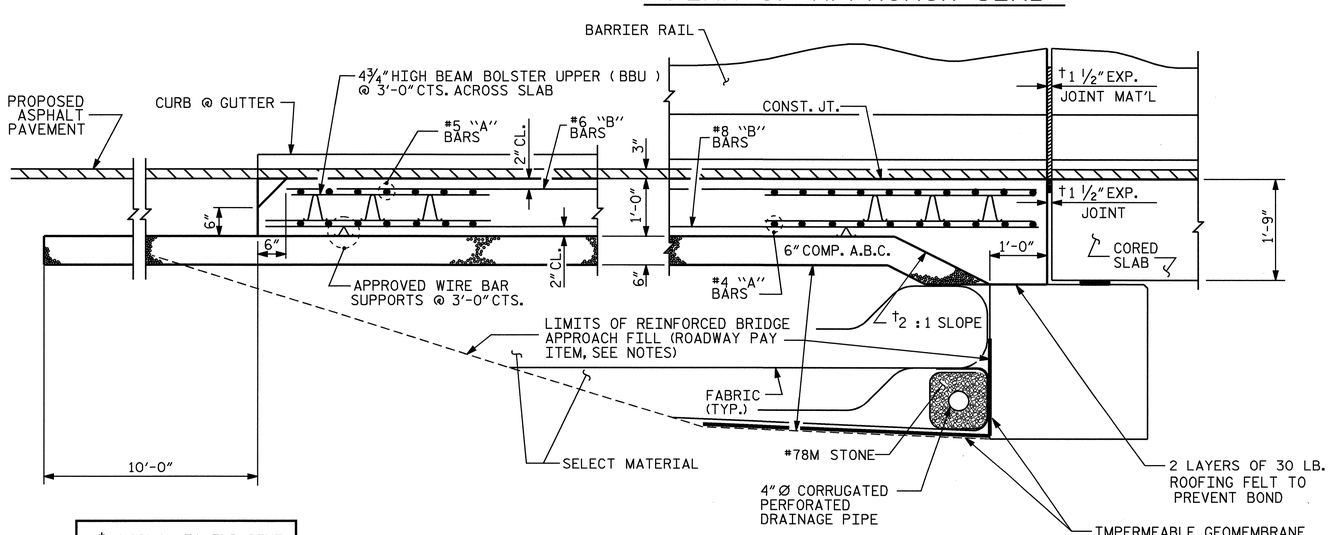

† NORMAL TO END BENT

SECTION THRU SLAB

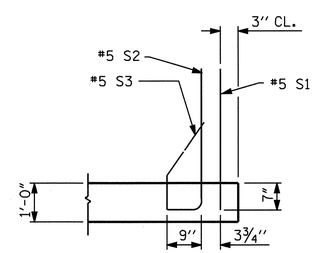

SECTION K-K

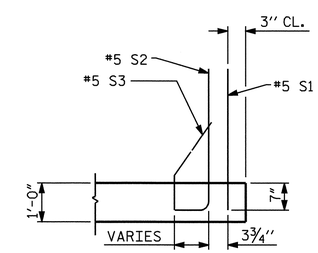

SECTION L-L

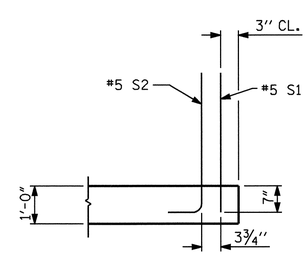

SECTION M-M

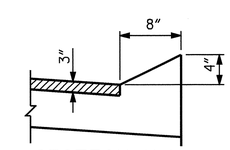

SECTION N-N

BILL OF MATERIAL

FOR ONE APPROACH SLAB (2 REQ'D)

BAR	NO.	SIZE	TYPE	LENGTH	WEIGHT
✳ A1	49	#5	STR	32'-4"	1652
A2	98	#4	STR	17'-1"	1118
✳ B1	65	#6	STR	24'-4"	2376
B2	65	#8	STR	24'-4"	4223
✳ B3	14	#5	STR	11'-8"	170
✳ B4	2	#5	3	6'-4"	13
✳ S1	48	#5	STR	3'-3"	163
✳ S2	48	#5	1	4'-1"	204
✳ S3	20	#5	2	2'-3"	47

REINFORCING STEEL	LBS.	5,341
✳ EPOXY COATED REINFORCING STEEL	LBS.	4,625

CLASS AA CONCRETE BREAKDOWN

POUR 1 SLAB AND CURB	C. Y.	32.4
POUR 2 RAIL	C. Y.	2.4
CLASS AA CONCRETE	C. Y.	34.8

BAR TYPES

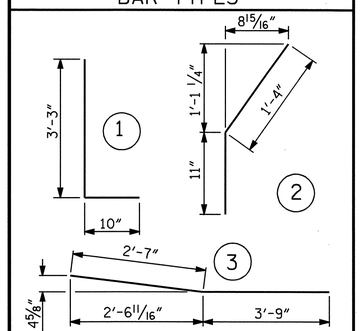

ALL BAR DIMENSIONS ARE OUT TO OUT

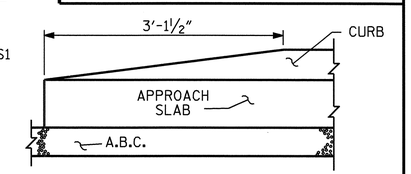

END OF CURB WITHOUT SHOULDER BERM GUTTER

PROJECT NO. B-4222

PASQUOTANK COUNTY

STATION: 11+27.00 -L-

SHEET 1 OF 3

STATE OF NORTH CAROLINA
DEPARTMENT OF TRANSPORTATION
RALEIGH

STANDARD

BRIDGE APPROACH SLAB FOR PRESTRESSED CONCRETE CORED SLAB WITH BARRIER RAIL

NORTH CAROLINA PROFESSIONAL SEAL 15779 ENGINEER JOHN R. DUGGINS, JR.
2/9/05

ASSEMBLED BY : D. HODGE	DATE : 12/04		
CHECKED BY : J. R. DUGGINS	DATE : 1/05		
DRAWN BY : LES	8/01	REV. 10/17/00	RWW/LES
CHECKED BY : RDR	8/01	REV. 7/10/01	LES/RDR
		REV. 5/7/03R	RWW/JTE

REVISIONS						SHEET NO.
NO.	BY:	DATE:	NO.	BY:	DATE:	S-18
1			3			TOTAL SHEETS
2			4			20

08-FEB-2005 17:17
W:\sdquadz\b4222\dhodge\Microstation\B4222_sd_AS_01.dgn
dhodge

STD. NO. BAS8