

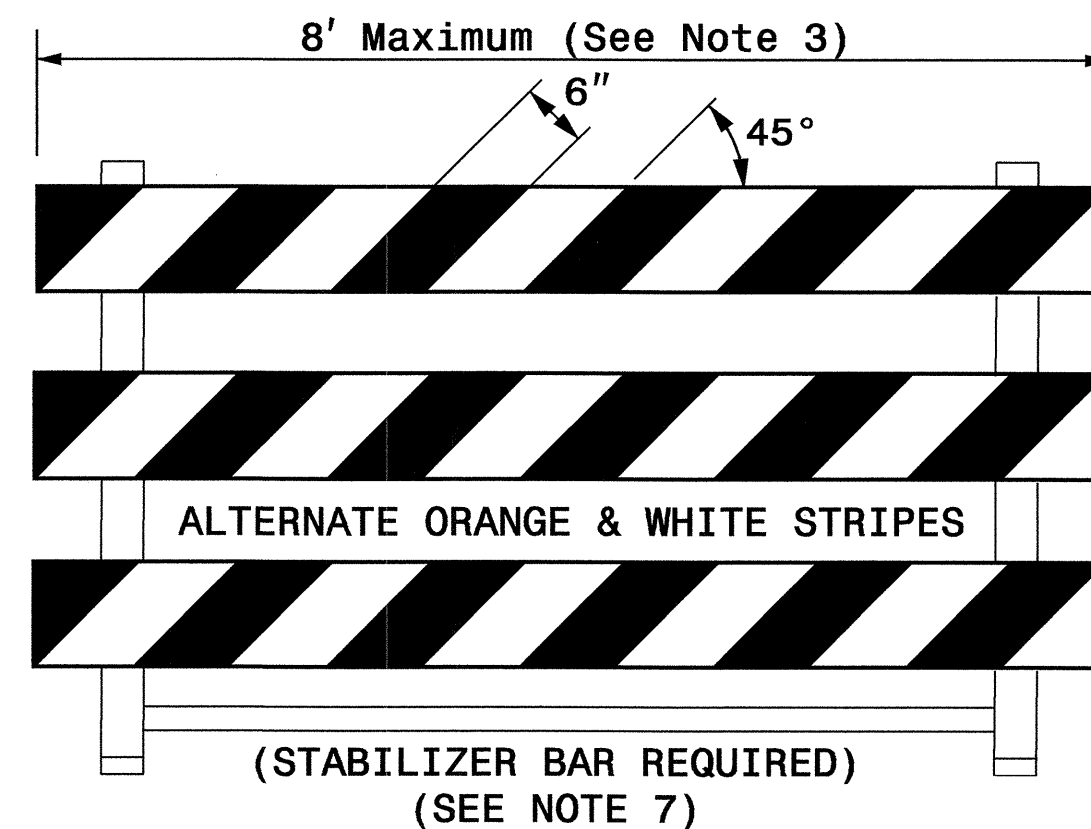
STATE OF
NORTH CAROLINA
DEPT. OF TRANSPORTATION
DIVISION OF HIGHWAYS
RALEIGH, N.C.

1-05

ENGLISH STANDARD DRAWING FOR
BARRICADES
TYPE-III

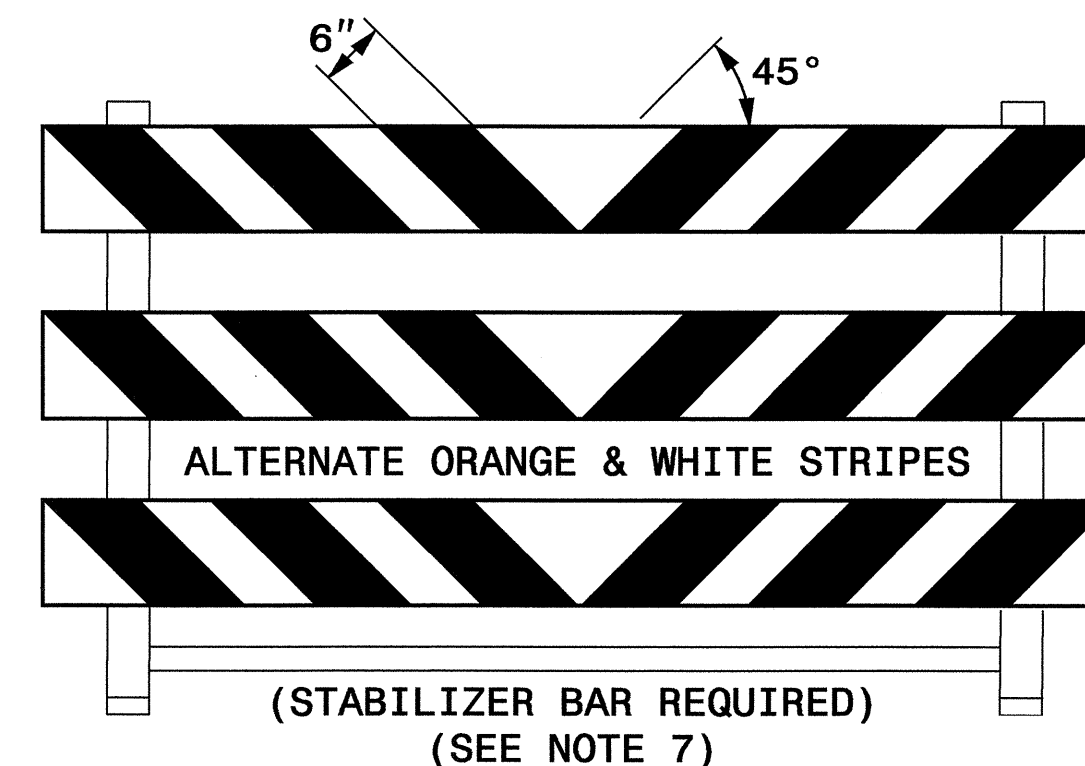
SHEET 1 OF 1
1145D01

TYPE III BARRICADE



TYPE III BARRICADE

END-OF-ROADWAY APPLICATIONS



STATE OF
NORTH CAROLINA
DEPT. OF TRANSPORTATION
DIVISION OF HIGHWAYS
RALEIGH, N.C.

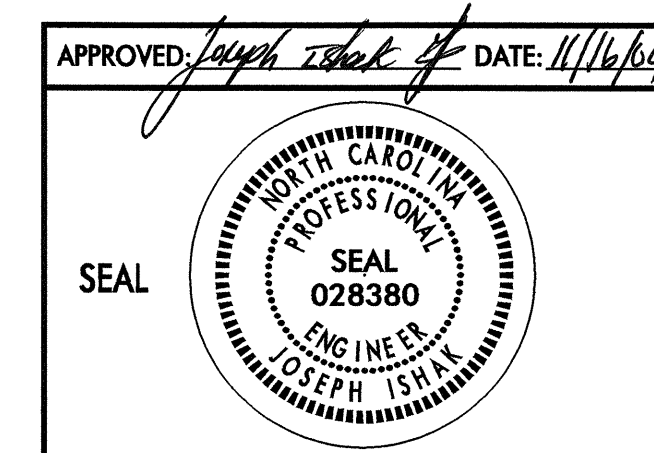
1-05

ENGLISH STANDARD DRAWING FOR
BARRICADES
TYPE-III

SHEET 1 OF 1
1145D01


GENERAL NOTES

- 1) HORIZONTAL RAILS FOR TYPE-III BARRICADES MAY BE HOLLOW/CORRUGATED EXTRUDED RIGID POLYOLEFIN, HIGH DENSITY POLYETHYLENE, OR OTHER NCDOT APPROVED RAILS. BARRICADE RAILS OF FRANGIBLE PLASTICS SUCH AS PVC MAY NOT BE USED. IF APPROVED PLASTIC TYPE RAILS ARE USED, THEY MUST BE FLAME TREATED BY THE MANUFACTURER SO THAT REFLECTIVE SHEETING MAY ADHERE PROPERLY.
- 2) BARRICADES AND BARRICADE RAILS ARE APPROVED AS A SINGLE UNIT.
- 3) BARRICADE SHALL BE LIMITED TO A MAXIMUM LENGTH OF 8 FT UNLESS NCHRP 350 CRASH TESTED AND NCDOT APPROVED.
- 4) ONLY NCDOT APPROVED COMPOSITE AND ROLL-UP SIGNS MAY BE MOUNTED ON THE BARRICADE.
- 5) SIGNS MOUNTED ON BARRICADES SHOULD NOT COVER MORE THAN 50 PERCENT OF THE TOP TWO RAILS OR 33 PERCENT OF THE TOTAL AREA OF THE THREE RAILS.
- 6) USE TYPE VII, VIII OR IX SHEETING ON BOTH SIDES OF THE RAILS.
- 7) BARRICADE MUST BE NCHRP 350 AND NCDOT APPROVED WITH STABILIZER BAR OR ADEQUATE LATERAL BRACING.
- 8) ASSEMBLY OF THE GENERIC BARRICADES MUST BE SELF CERTIFIED BY THE ASSEMBLER.
- 9) BARRICADES USED TO CLOSE A ROADWAY SHALL EXTEND ACROSS THE ENTIRE ROADWAY. WHERE LOCAL TRAFFIC MUST BE MAINTAINED, THEY MAY BE PLACED IN A STAGGERED PATTERN.
- 10) STRIPES ON WORK ZONE BARRICADE RAILS SHALL BE ALTERNATE ORANGE AND WHITE RETROREFLECTIVE STRIPES, SLOPED DOWNWARD TOWARDS THE SIDE WHICH TRAFFIC IS TO PASS OR TURN IN DETOURING. WHERE NO TURNS ARE INTENDED, THE STRIPES SHOULD SLOPE DOWNWARD TOWARD THE CENTER OF THE BARRICADE OR BARRICADES. USE RED AND WHITE STRIPES FOR PERMANENT BARRICADES.
- 11) SEE APPROVED PRODUCTS LIST FOR MANUFACTURERS OF APPROVED BARRICADES.
- 12) PLACE MANUFACTURER'S NAME AND FEDERAL HIGHWAY ADMINISTRATION'S NCHRP 350 APPROVAL LETTER NUMBER ON BARRICADE.
- 13) USE SANDBAGS PLACED ON THE LOWER PART OF THE FRAME FOR BALLASTING. DO NOT PLACE SANDBAGS ON TOP OF A STRIPED RAIL. DO NOT BALLAST BARRICADES BY HEAVY OBJECTS SUCH AS ROCKS, CHUNKS OF CONCRETE OR OTHER ITEMS THAT WOULD CAUSE DAMAGE IF THE BARRICADE IS STRUCK BY A VEHICLE.



**REPLACEMENT DETAIL FOR
RSD 1145.01**

SCALE: NONE
DATE: 11/04
DWG. BY: MMM
DESIGN BY: MMM
REVIEWED BY: MMM



REVISIONS	