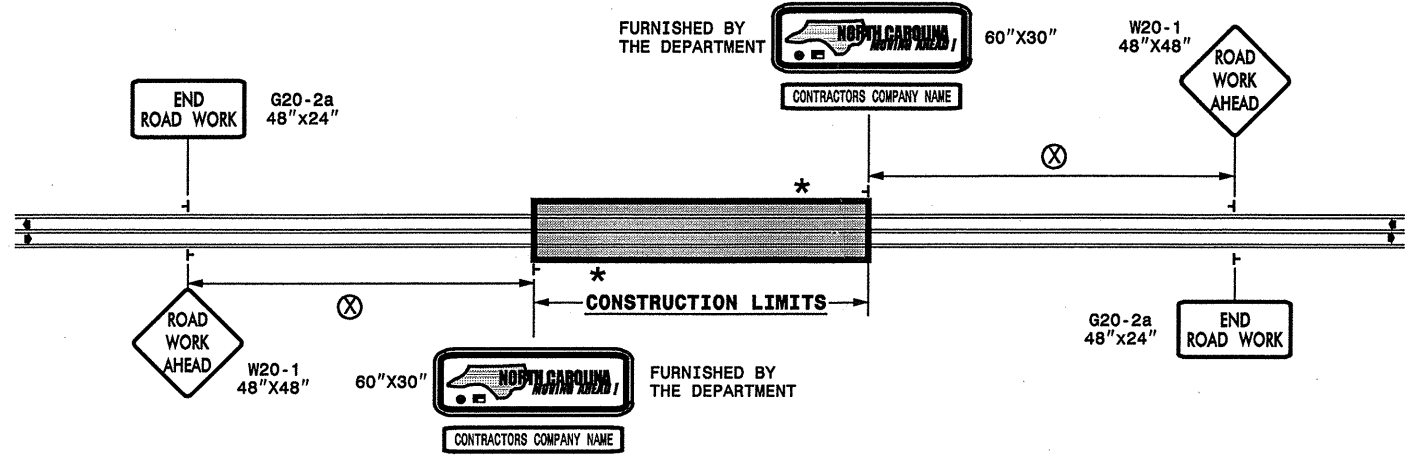


TWO LANE, TWO WAY WORK ZONE (L-LINES)

POSTED SPEED LIMIT (M.P.H.)	RECOMMENDED MINIMUM SIGN SPACING
P.S.L. ≤ 50	350'
P.S.L. ≥ 55	500'

*** ROAD WORK NEXT XX MILES G20-1A 60"x24"**

THIS SIGN TO BE USED ON PROJECTS LONGER THAN 2 MILES
 THE NUMBER DISPLAYED ON THE SIGN IS TO BE A WHOLE NUMBER ROUNDED UP TO THE NEXT MILE
 IT'S TO BE LOCATED 1,500 FEET INSIDE OF THE CONSTRUCTION LIMITS



FURNISHED BY THE DEPARTMENT



60" X 30"

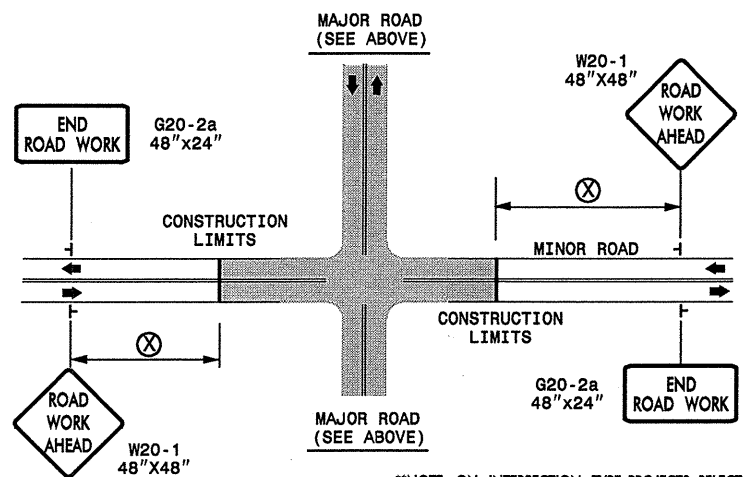
CONTRACTORS COMPANY NAME

60" Max. X 12"

PROJ. REFERENCE NO. 38140	SHEET NO. NCMA-1
------------------------------	---------------------

STATE OF NORTH CAROLINA
 DEPT. OF TRANSPORTATION
 DIVISION OF HIGHWAYS
 RALEIGH, N.C.

INTERSECTIONS (-Y- LINES)

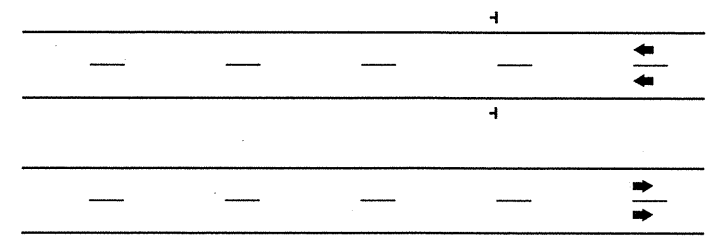


****NOTE: ON INTERSECTION TYPE PROJECTS, SELECT THE MAJOR ROAD BASED ON THE HIGHER ADT.**

FREEWAYS / INTERSTATES

DUAL MOUNT "ROAD WORK AHEAD" SIGNS 1,000' IN ADVANCE OF PROJECT LIMITS

DUAL MOUNT "MOVING AHEAD" SIGNS 500' IN ADVANCE OF PROJECT LIMITS



DETAIL DRAWING FOR ADVANCE
 WARNING WORK ZONE SIGNS

GENERAL NOTES

SEE SPECIAL PROVISIONS FOR "NORTH CAROLINA MOVING AHEAD" REQUIREMENTS.

LEGEND

┆ STATIONARY SIGN

◄ DIRECTION OF TRAFFIC FLOW

SHEET 1 OF 1

APPROVED: _____	DATE: _____	ADVANCE WARNING WORK ZONE SIGNS FOR "MOVING AHEAD"	
SEAL	SCALE: NONE		REVISIONS
	DATE: 07/03		11/04
	DWG. BY: JSK		
	DESIGN BY: JSK		
	REVIEWED BY: SK		