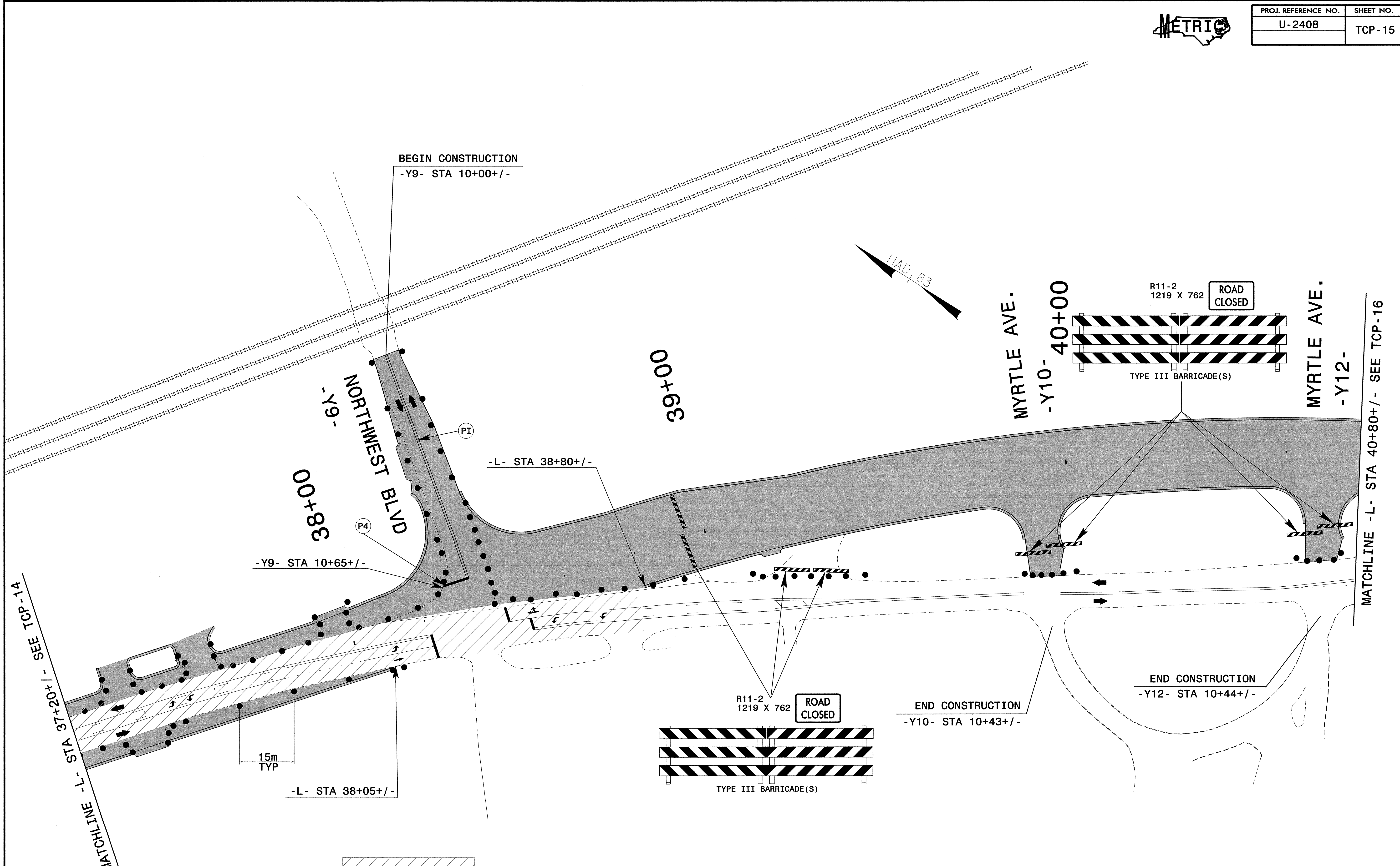




PROJ. REFERENCE NO.	SHEET NO.
U-2408	TCP-15



MATCHLINE -L- STA 37+20+/- - SEE TCP-14

MATCHLINE -L- STA 40+80+/- - SEE TCP-16

BEGIN CONSTRUCTION
-Y9- STA 10+00+/-

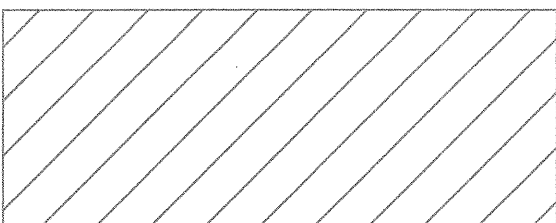
-Y9- STA 10+65+/-

-L- STA 38+80+/-

-L- STA 38+05+/-

END CONSTRUCTION
-Y10- STA 10+43+/-

END CONSTRUCTION
-Y12- STA 10+44+/-


 WEDGING

\$\$\$\$SYTIME\$\$\$\$
 \$\$\$\$DONS\$\$\$\$
 \$\$\$\$SUBSERNAME\$\$\$\$
 \$\$\$\$

SEPI ENGINEERING GROUP
2300 Roxwoods Drive
Suite 370
Raleigh, NC 27607
Tel: 919-789-9977 Fax: 789-9591

APPROVED: _____ DATE: _____

SEAL



7-14-04

PHASE I	
SCALE: NONE	REVISIONS
DATE: 7-04	
DESIGN BY: RCD	
REVIEWED BY: RLW	
	CADD FILE