| PROJECT REFERENCE NO. | SHEET NO. |
|---|---|
| U-2912 | 2 |
| ROADWAY DESIGN ENGINEER | PAVEMENT DESIGN ENGINEER |

NORTH CAROLINA PROFESSIONAL SEAL 14493 ENGINEER JAMES STAFFORD GOODNIGHT, JR. 11-3-04

NORTH CAROLINA PROFESSIONAL SEAL 13288 ENGINEER DON-CHI CHEN 11/2/04

NOTE: ALL MEASUREMENTS ARE IN METERS UNLESS OTHERWISE NOTED.

## PAVEMENT SCHEDULE

| | |
|---|---|
| C1 | PROP. APPROX. 80mm ASPHALT CONC. SURFACE COURSE, TYPE S9.5B, AT AN AVERAGE RATE OF 96 kg PER SQ. METER IN EACH OF TWO LAYERS. |
| C2 | PROP. VAR. DEPTH ASPHALT CONC. SURFACE COURSE, TYPE S9.5B, AT AN AVERAGE RATE OF 2.4 kg PER SQ. METER PER 1mm DEPTH TO BE PLACED IN LAYERS NOT TO EXCEED 40 mm IN DEPTH. |
| C3 | PROP. APPROX. 40mm ASPHALT CONC. SURFACE COURSE, TYPE S9.5B, AT AN AVERAGE RATE OF 96 kg PER SQ. METER. |
| D1 | PROP. APPROX. 65mm ASPHALT CONC. INTERMEDIATE COURSE, TYPE I19.0B, AT AN AVERAGE RATE OF 159.25 kg PER SQ. METER. |
| D2 | PROP. VAR. DEPTH ASPHALT CONC. INTERMEDIATE COURSE, TYPE I19.0B, AT AN AVERAGE RATE OF 2.45 kg PER SQ. METER PER 1mm DEPTH TO BE PLACED IN LAYERS NOT LESS THAN 55mm OR GREATER THAN 110mm IN DEPTH. |
| E1 | PROP. APPROX. 75mm ASPHALT CONC. BASE COURSE, TYPE B25.0B, AT AN AVERAGE RATE OF 183.75 kg PER SQ. METER |
| E2 | PROP. APPROX. 100mm ASPHALT CONC. BASE COURSE, TYPE B25.0B, AT AN AVERAGE RATE OF 245.00 kg PER SQ. METER |
| E3 | PROP. VAR. DEPTH ASPHALT CONC. BASE COURSE, TYPE B25.0B, AT AN AVG. RATE OF 2.45 kg PER SQ. METER PER 1mm DEPTH TO BE PLACED IN LAYERS NOT GREATER THAN 140 mm IN DEPTH OR LESS THAN 75mm IN DEPTH. |
| R1 | PROP. 750mm CONCRETE CURB & GUTTER |
| R2 | EXIST. 750mm CONC. CURB & GUTTER TO BE REMOVED. |
| R3 | EXIST. 750mm CONC. CURB & GUTTER TO BE RETAINED. |
| R4 | PROP. 200 mm X 150 mm CONCRETE CURB. |
| T | EARTH MATERIAL |
| U | EXISTING PAVEMENT |
| W | VARIABLE DEPTH ASPHALT PAVEMENT (SEE STANDARD WEDGING DETAIL SHOWN BELOW) |

NOTE: PAVEMENT EDGE SLOPES ARE 1:1 UNLESS SHOWN OTHERWISE.

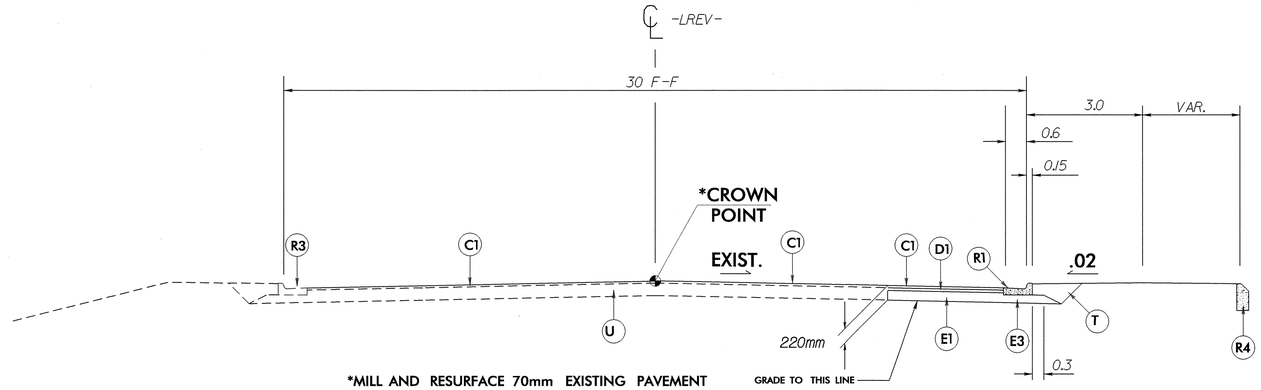


TYPICAL SECTION NO. 1

USE TYPICAL SECTION NO. 1
-LREV- STA. 6+93.30 TO 8+60 RT.

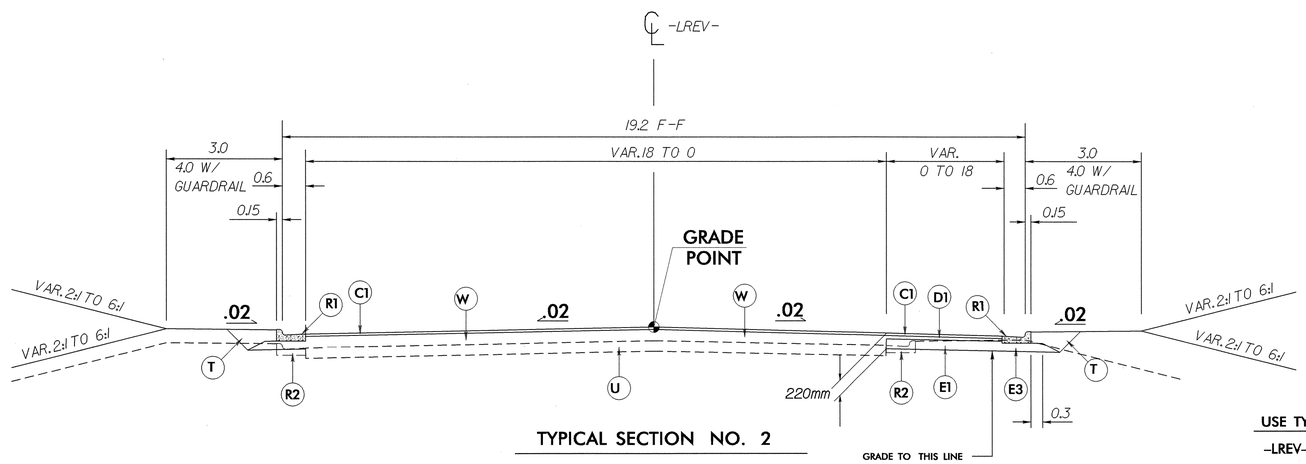


TYPICAL SECTION NO. 2

USE TYPICAL SECTION NO. 2
-LREV- STA. 10+00 TO 11+20

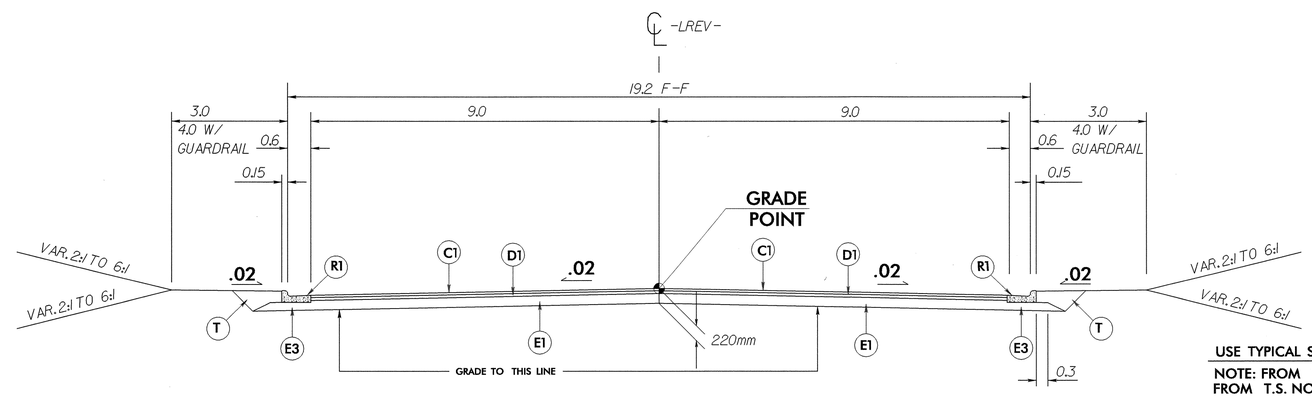


TYPICAL SECTION NO. 3

USE TYPICAL SECTION NO. 3
NOTE: FROM 11+20 TO 11+40 TRANSITION FROM T.S. NO. 2 TO T.S. NO. 3
-LREV- STA. 11+40 TO 22+40
-LREV- STA. 30+20 TO 34+80

NOTE: FROM 34+80 TO 35+00 TRANSITION FROM T.S. NO. 3 TO T.S. NO. 4

NOTE: FOR TEMPORARY PAVEMENT (-LREV- 21+80 TO 24+80) USE 80mm S9.5B AND 75mm B25.0B
NOTE: FOR TEMPORARY PAVEMENT (-LREV- 29+20 TO 32+80) USE 80mm S9.5B AND 75mm B25.0B

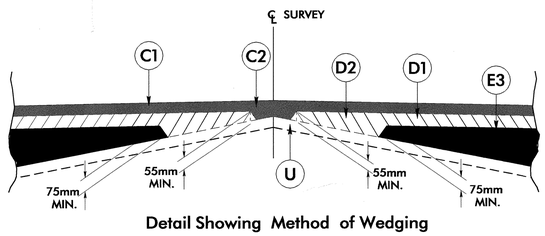


Detail Showing Method of Wedging

6/16/99

02-NOV-2004 14:55 U2912.TYP
TDGoins A1 RD203024

RD203024 Tuesday November 02 2004 U2912.m TDGoins rd-04oce34