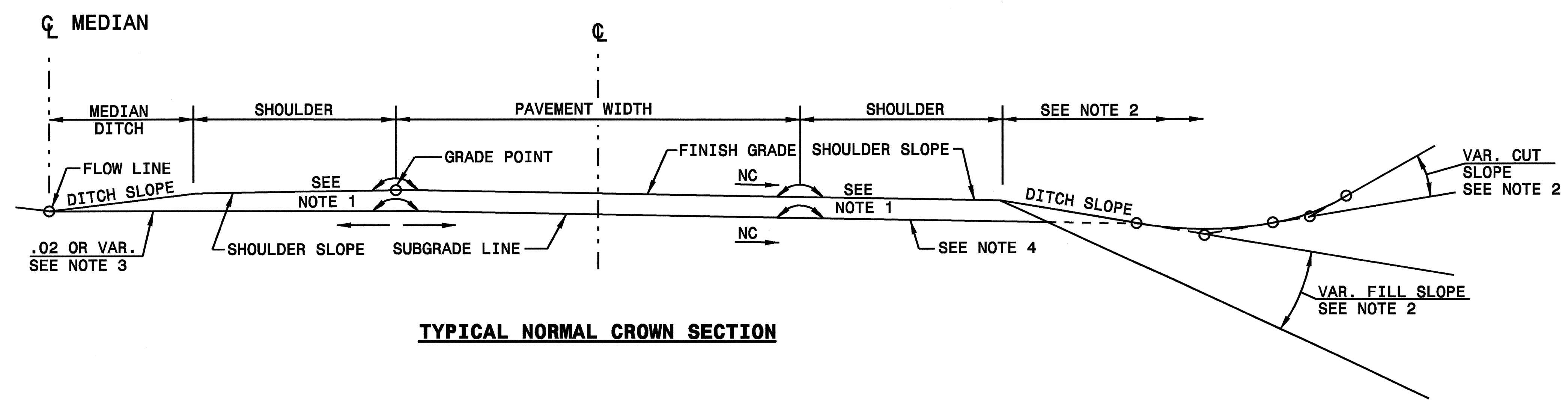


STATE OF NORTH CAROLINA
 DEPT. OF TRANSPORTATION
 DIVISION OF HIGHWAYS
 RALEIGH, N.C.

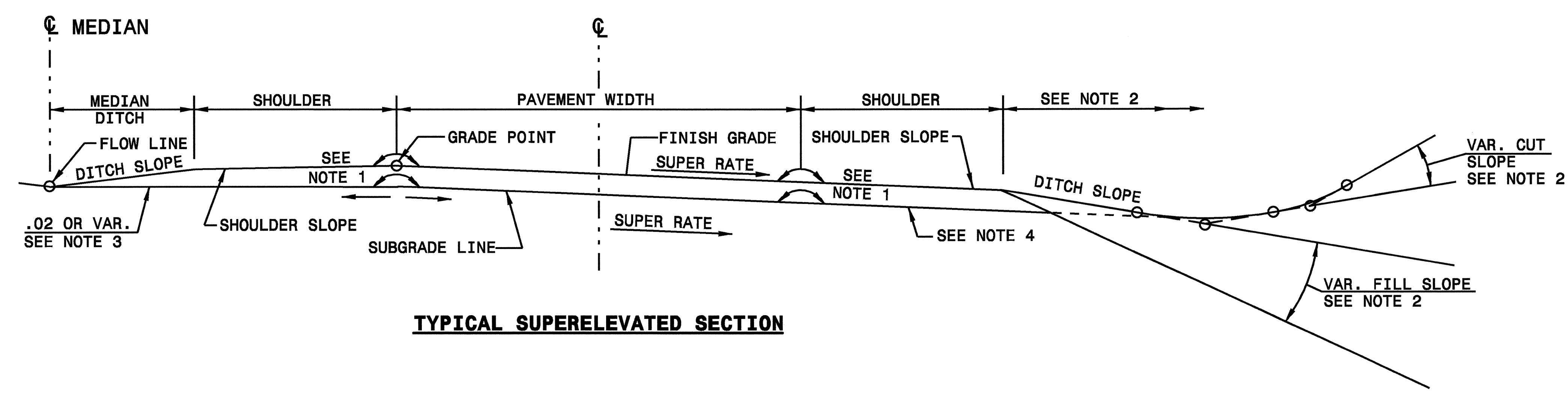
ENGLISH DETAIL DRAWING FOR
GUIDE FOR GRADING SUBGRADE
 INTERSTATE AND FREEWAY
 (ROUND BOTTOM DITCH & MEDIAN DITCH)

SHEET 1 OF 1
225D01



TYPICAL NORMAL CROWN SECTION

1. SEE TYPICAL SECTION FOR LATERAL LOCATION OF ROLLOVER.
2. SEE PLANS FOR METHOD OF CONSTRUCTING CUT AND FILL SLOPES.
3. SUBGRADE LINE WILL NOT UNDERCUT DITCH GRADE AT ANY POINT.
4. OUTSIDE SHOULDER SUBGRADES ARE THE SAME RATE OF SLOPE AS THE ADJACENT TRAVEL LANE SUBGRADES **UNLESS** CONSTRUCTED ON THE HIGH SIDE OF SUPERELEVATION OR CONSIST OF 10' AND WIDER FULL DEPTH PAVEMENT (SEE STDS. 560.01 AND 560.02).




TYPICAL SUPERELEVATED SECTION

STATE OF NORTH CAROLINA
 DEPT. OF TRANSPORTATION
 DIVISION OF HIGHWAYS
 RALEIGH, N.C.

ENGLISH DETAIL DRAWING FOR
GUIDE FOR GRADING SUBGRADE
 INTERSTATE AND FREEWAY
 (ROUND BOTTOM DITCH & MEDIAN DITCH)

SHEET 1 OF 1
225D01

10-APR-2003 15:11 J:\Special Details\stds\02\stds to Special Details\english\225d01\225d01.dgn
 5/14/99



| | |
|--|----------------|
| DESIGN SERVICES UNIT STANDARDS AND SPECIAL DESIGN Office 919-250-4128 FAX 919-250-4119 | |
| SEE PLATE FOR TITLE | |
| ORIGINAL BY: 2002 STANDARDS | DATE: 01-15-02 |
| MODIFIED BY: E. E. WARD | DATE: 04-07-03 |
| CHECKED BY: | DATE: |
| FILE SPEC.: stds/02stdstodetails/english/225d01.dgn | |