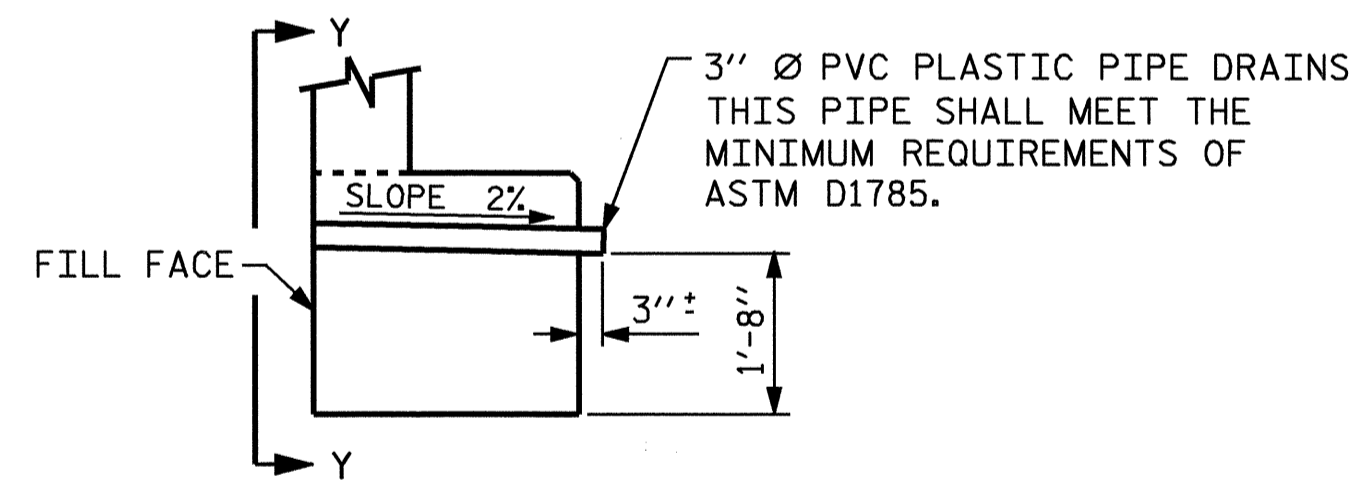
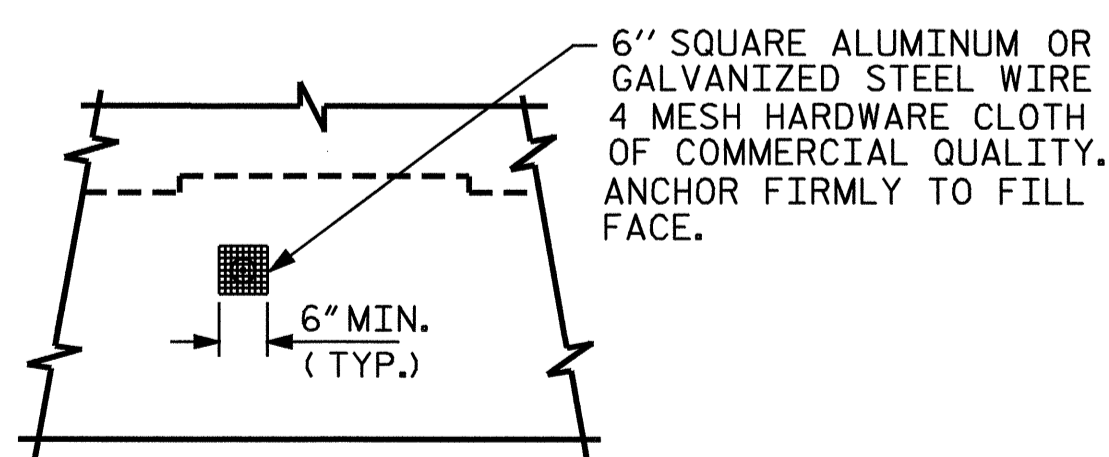


SECTION A-A



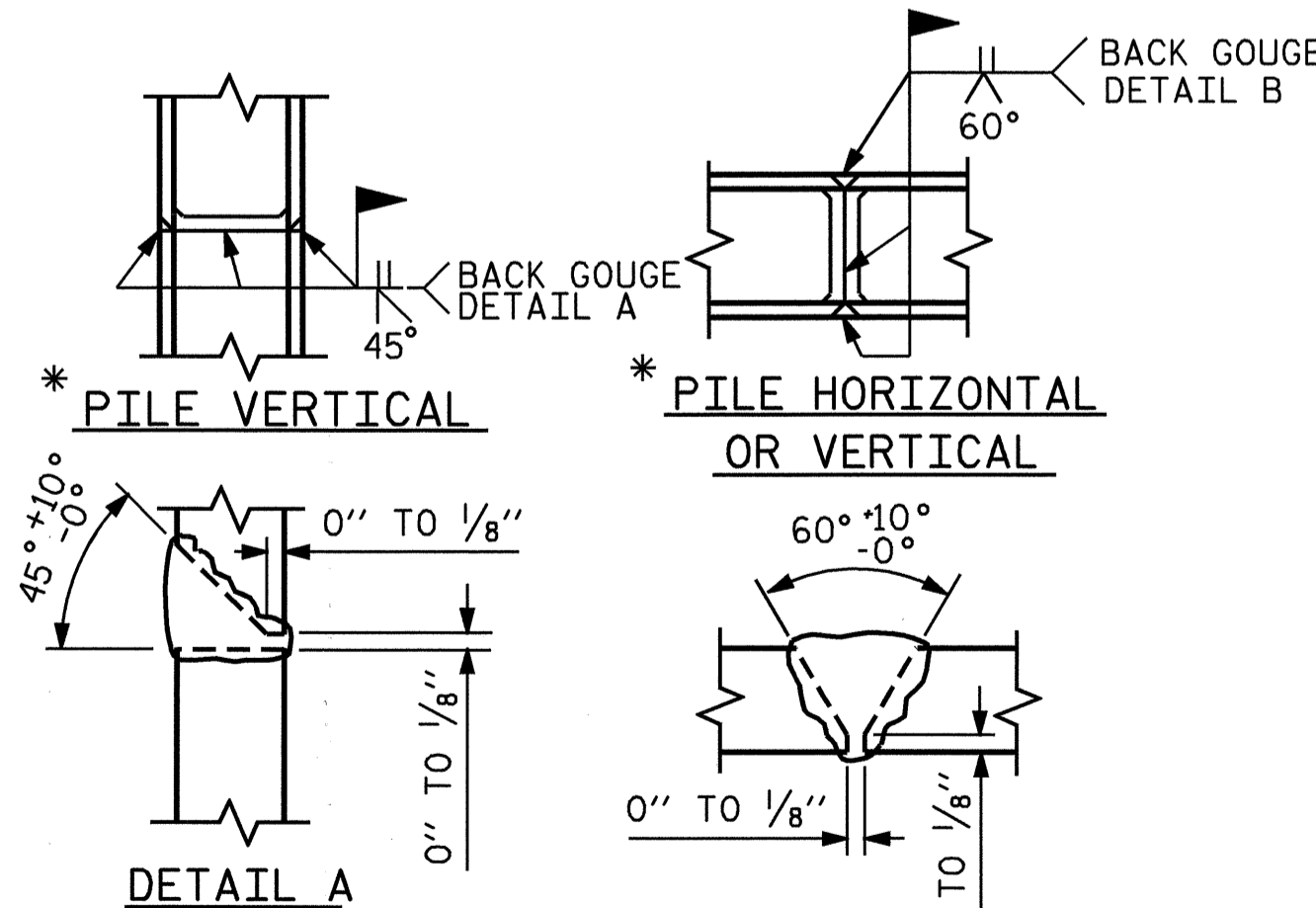
SECTION THRU CAP



VIEW Y-Y

NOTE: NO SEPARATE PAYMENT WILL BE MADE FOR FURNISHING AND INSTALLING THE PVC PLASTIC PIPE DRAINS, HARDWARE CLOTH AND FASTENERS. THE ENTIRE COST OF THIS WORK SHALL BE INCLUDED IN THE UNIT CONTRACT PRICE BID FOR THE SEVERAL PAY ITEMS.

PIPE DRAIN DETAILS

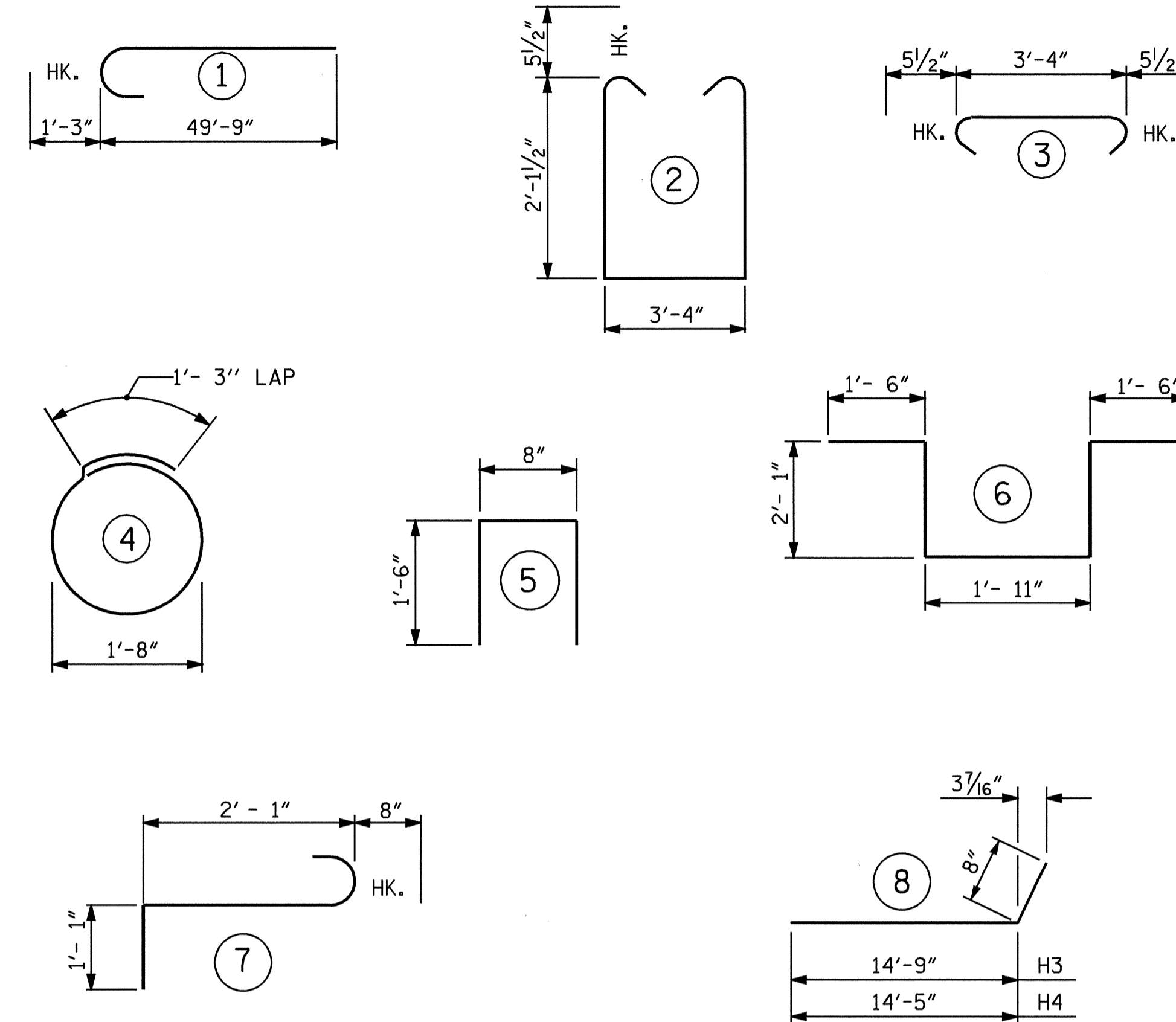


* POSITION OF PILE DURING WELDING. **DETAIL B**

PILE SPLICE DETAILS

BAR TYPES

ALL BAR DIMENSIONS ARE OUT TO OUT.



BILL OF MATERIAL


REINFORCING STEEL BAR SCHEDULE					
BAR	NO.	SIZE	TYPE	LENGTH	WEIGHT
B11	10	9	1	51- 0	1734
B15	2	5	STR	49- 9	104
B16	8	4	STR	26- 6	142
B17	13	4	STR	3- 4	29
H3	12	5	8	15- 5	193
H4	12	5	8	15- 1	189
K11	12	5	STR	51- 0	638
K12	4	5	STR	4- 4	18
K13	1	5	STR	5- 3	5
K14	1	5	STR	4-11	5
S1	58	5	2	8- 6	514
S2	58	5	3	4- 3	257
S3	16	4	4	6- 6	69
S4	1	6	6	9- 1	14
S5	3	6	7	3-10	17
U1	41	4	5	3- 8	100
V11	82	5	STR	8- 1	691
V12	16	5	STR	10- 2	170
V13	8	5	STR	10- 0	83
V14	8	5	STR	9-10	82
V15	8	5	STR	9- 8	81
V16	12	5	STR	9- 3	116
REINFORCING STEEL (LBS.)					5,251
CLASS A CONCRETE (CU.YDS.)					
POUR #1					= 19.4
POUR #2					= 15.9
TOTAL					= 35.3
HP12 X 53 STEEL PILES					
NO. 7 LIN.FT. 350					

PROJECT NO. U-0620
CUMBERLAND COUNTY
 STATION: 161+95.29 -L-

SHEET 3 OF 3

STATE OF NORTH CAROLINA
 DEPARTMENT OF TRANSPORTATION
 RALEIGH

SUBSTRUCTURE
 END BENT 1
 (RIGHT LANE)



REVISIONS					SHEET NO.
NO.	BY:	DATE:	NO.	BY:	DATE:
1			3		
2			4		

TOTAL SHEETS 129

STR #3

DRAWN BY : G.M.Patterson DATE : 11/12/03
 CHECKED BY : D.A. GLADDEN DATE : 01/29/04