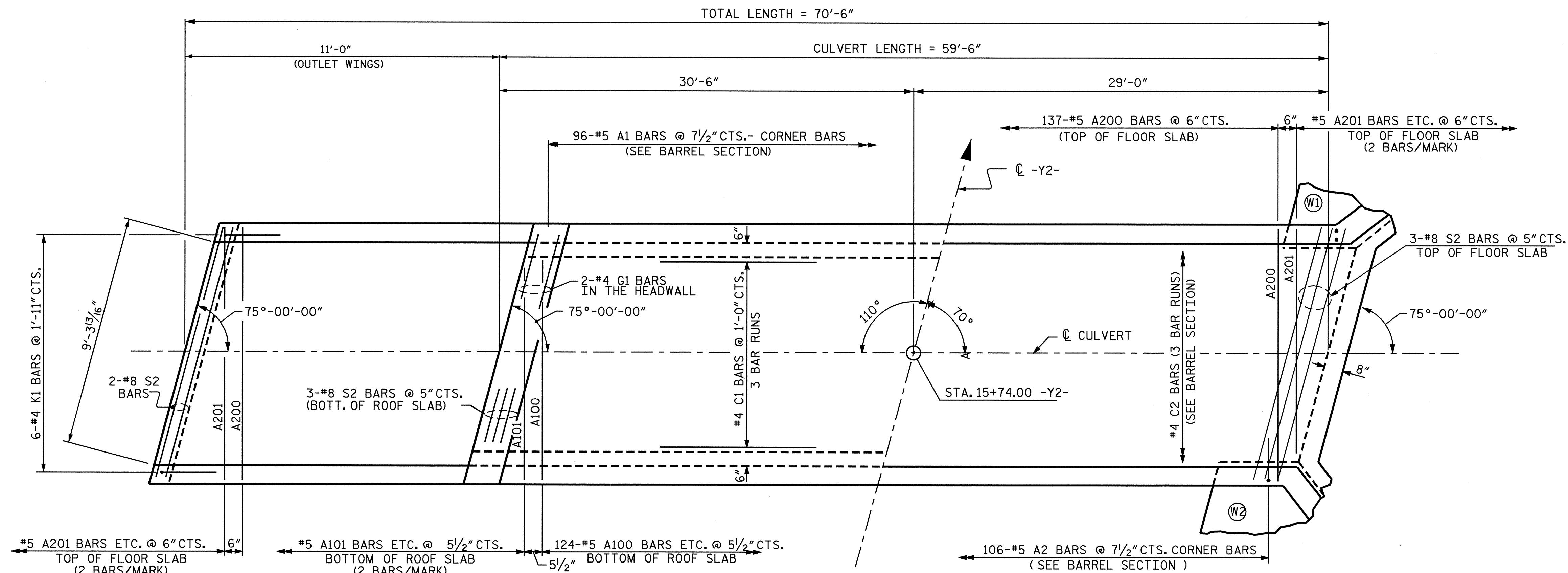
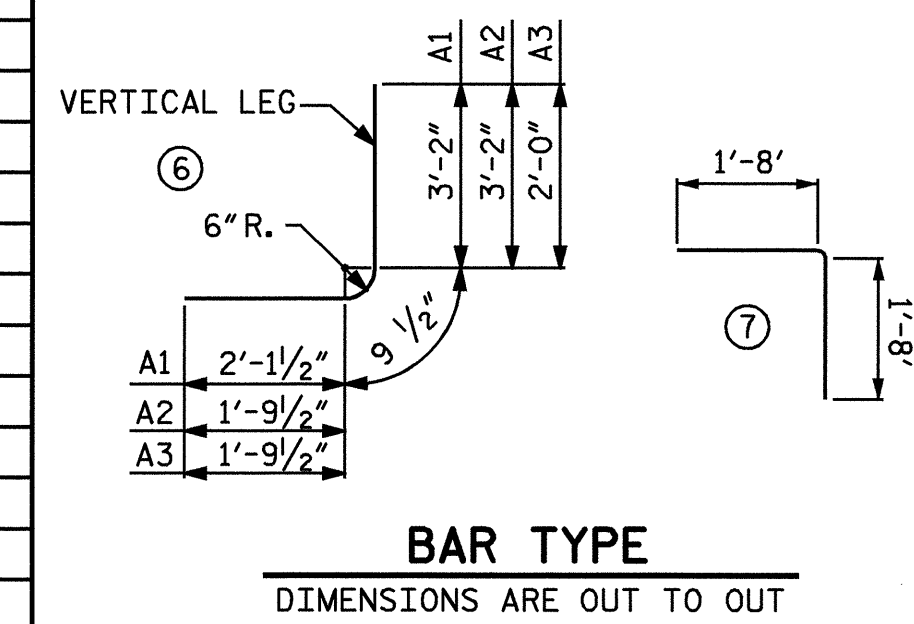


CULVERT SECTION NORMAL TO ROADWAY

REINFORCING STEEL BAR SCHEDULE (BARREL & OUTLET WINGS)

BAR	NO.	SIZE	TYPE	LENGTH	WEIGHT	BAR	NO.	SIZE	TYPE	LENGTH	WEIGHT
A1	192	#5	6	6'-1"	1218	V11	4	#4	STR	1'-3"	3
A100	124	#5	STR	9'-11"	1283	V12	8	#4	STR	1'-7"	8
A101	4	#5	STR	6'-0"	25	V13	8	#4	STR	2'-2"	12
A102	4	#5	STR	2'-7"	11	V14	8	#4	STR	2'-9"	15
						V15	8	#4	STR	3'-4"	18
						V16	8	#4	STR	3'-11"	21
A2	212	#5	6	5'-9"	1271	V17	8	#4	STR	4'-6"	24
A3	14	#5	6	4'-7"	67	V18	8	#4	STR	5'-1"	27
						V19	8	#4	STR	5'-8"	30
A200	137	#5	STR	9'-11"	1417	REINFORCING STEEL = 8432 LBS.					
A201	4	#5	STR	5'-8"	24	*** SPLICE LENGTH CHART ***					
A202	4	#5	STR	2'-0"	8						
						BAR SIZE SPLICE LENGTH					
B1	204	#4	STR	5'-11"	806	B1 4 1'-9"					
C1	69	#4	STR	21'-2"	976	C1 4 1'-11"					
C2	33	#4	STR	24'-9"	546						
D1	12	#6	STR	3'-0"	54						
G1	4	#4	STR	10'-4"	28						
H11	4	#4	STR	10'-8"	29						
H12	4	#4	STR	10'-4"	28						
H13	4	#4	STR	8'-2"	22						
H14	4	#4	STR	6'-1"	16						
H15	4	#4	STR	3'-11"	10						
H16	4	#4	STR	1'-9"	5						
H17	4	#4	STR	11'-9"	31						
K1	6	#4	7	3'-4"	13						
S2	14	#8	STR	10'-4"	386						




PART PLAN - ROOF SLAB

PART PLAN - FLOOR SLAB

PROJECT NO. U-0620  
 CUMBERLAND COUNTY  
 STATION: 15+74.00 -Y2-  
 SHEET 2 OF 5

STATE OF NORTH CAROLINA  
 DEPARTMENT OF TRANSPORTATION  
 RALEIGH  
 BARREL STANDARD  
 SINGLE 9 FT. X 5 FT.  
 CONCRETE BOX CULVERT  
 70° SKEW



DRAWN BY: J.B. WILSON DATE: 9/03  
 CHECKED BY: D.A. GLADDEN DATE: 9/03

REVISIONS					SHEET NO.
NO.	BY:	DATE:	NO.	BY:	DATE:
1			3		
2			4		

26-JUL-2004 11:55  
 W:\sqd\U0620\Str4\jwilson\Microstation\U-620.sd.CU.04.dgn  
 mpatterson