



CONST. REV.  
R / W REV.



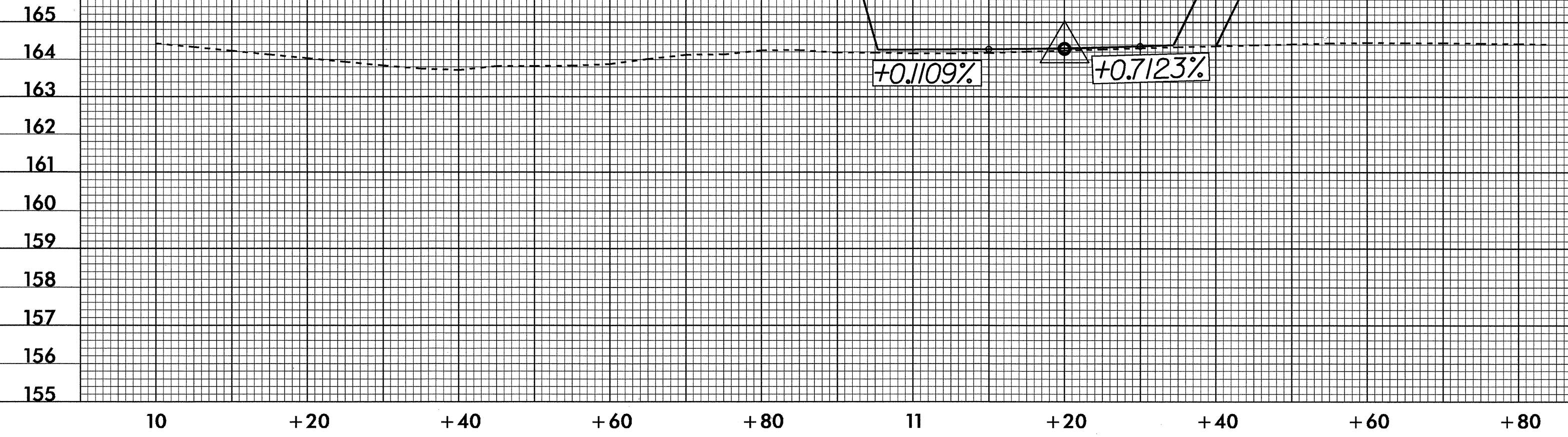
-Y15-

**BEG GRADE**  
-Y15- 10+95.386 =  
-L- 86.37.900  
(14.2m LT)  
ELEV 164.261

PI = 11+20.000  
EL = 164.2883 m  
VC = 20 m  
K = 33

**END GRADE**  
-Y15- 11+34.419 =  
ELEV 164.391  
INCLUDES 60 mm  
MIN. RESURFACING

FEATHER RESURF TO  
EXIST AT -Y15- 11+40  
END CONST.



-Y16-

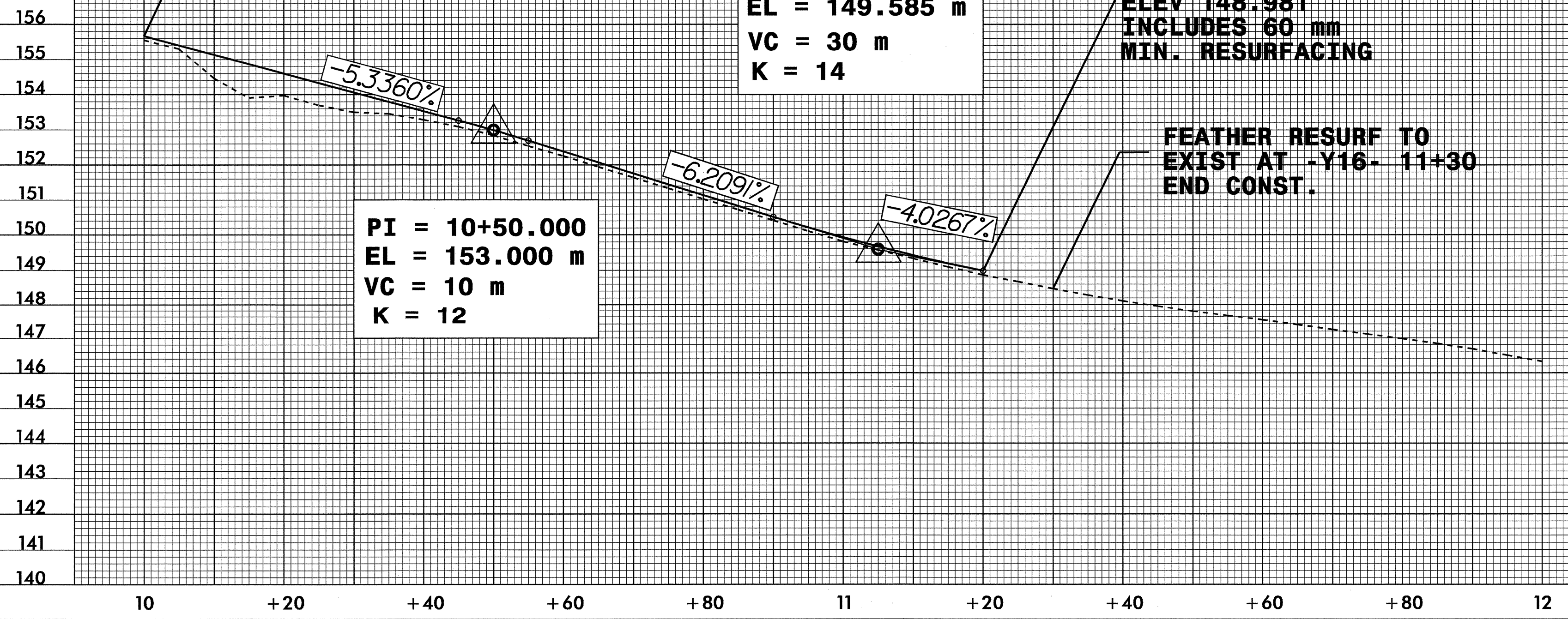
**BEG GRADE**  
-Y16- 10+00.000  
ELEV 155.668

PI = 11+05.000  
EL = 149.585 m  
VC = 30 m  
K = 14

**END GRADE**  
-Y16- 11+20.000 =  
ELEV 148.981  
INCLUDES 60 mm  
MIN. RESURFACING

FEATHER RESURF TO  
EXIST AT -Y16- 11+30  
END CONST.

PI = 10+50.000  
EL = 153.000 m  
VC = 10 m  
K = 12



23-OCT-2003 14:08 Y:\A\hard AT\10108352