

ZONE 4 (90 MPH)

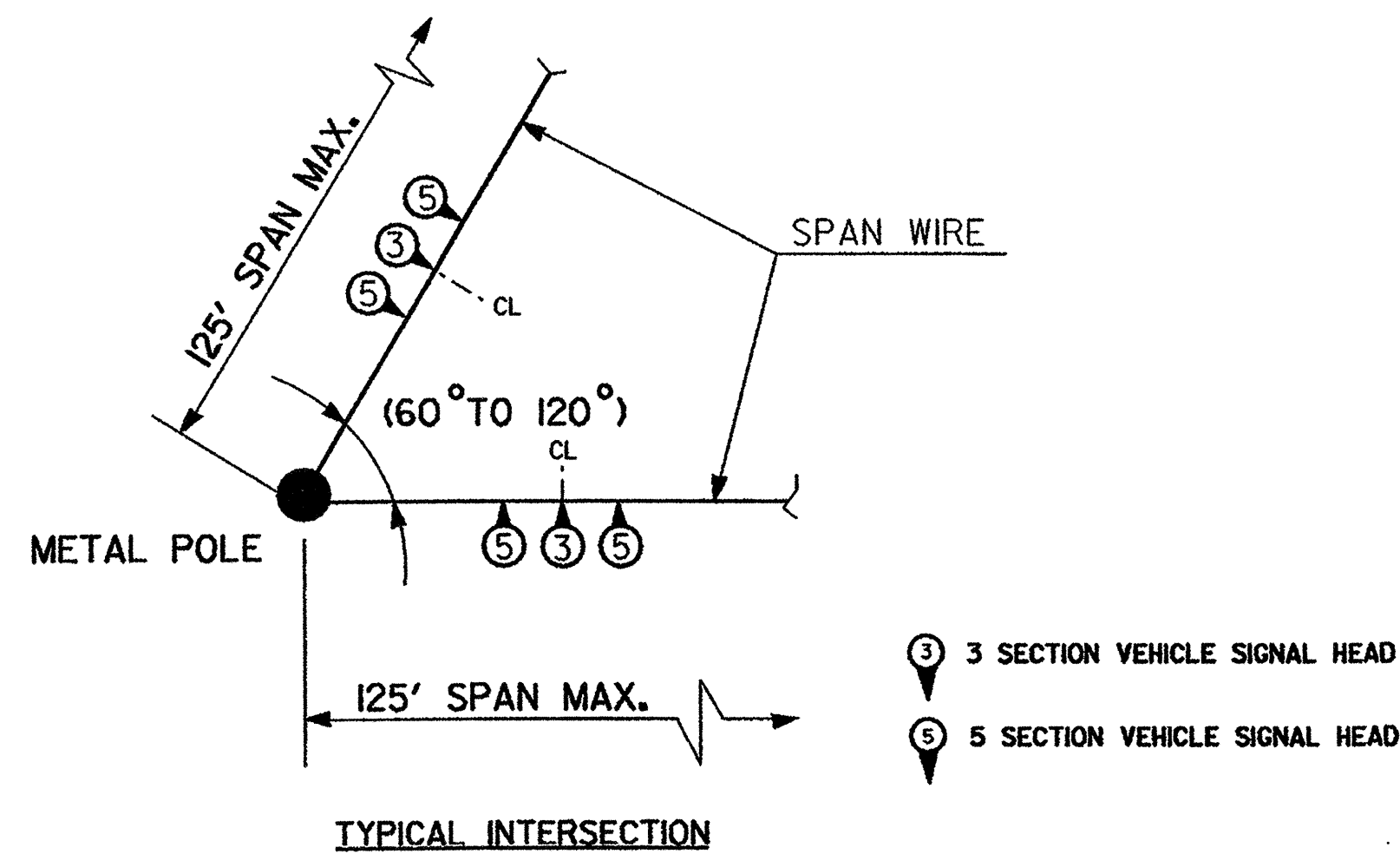
PROJECT REFERENCE NO. R-2610B SHEET NO. Sig.5 dwg.SP3

LIGHT LOADING

(FOR ONE POLE AND ONE FOUNDATION)

CASE No.	POLE HEIGHT IN (FT.)	METAL POLE		BASE PLATES			ANCHOR BOLTS		CONCRETE FOOTING			REINFORCING BARS		
		WALL THICKNESS TH GAGE (IN.)	BASE DIAMETER (IN.)	D (IN.)	BC (IN.)	T (IN.)	DIAMETER X TOTAL LENGTH (IN.)	DIAMETER d (IN.)	DEPTH L (FT.)	VOLUME (CU. YDS.)	BAR	NO.	SIZE	
S26L1	26	.5	13	28	22	2½	2 X 66	42	*	*	V	10	#8	
											CT	*	#4	
S30L1	30	.5	14	28	22	2½	2 X 66	42	*	*	V	10	#8	
											CT	*	#4	
S35L1	35	.5	15	28	22	2½	2 X 66	42	*	*	V	10	#8	
											CT	*	#4	

* SEE NOTE 23 AND 24 ON SHEET 2 OF THE STANDARD NOTES.



HEAVY LOADING

(FOR ONE POLE AND ONE FOUNDATION)

CASE No.	POLE HEIGHT IN (FT.)	METAL POLE		BASE PLATES			ANCHOR BOLTS		CONCRETE FOOTING			REINFORCING BARS		
		WALL THICKNESS TH GAGE (IN.)	BASE DIAMETER (IN.)	D (IN.)	BC (IN.)	T (IN.)	DIAMETER X TOTAL LENGTH (IN.)	DIAMETER d (IN.)	DEPTH L (FT.)	VOLUME (CU. YDS.)	BAR	NO.	SIZE	
S30H1	30	.5	16	31	25	2½	2 X 66	42	*	*	V	10	#8	
											CT	*	#4	
S35H1	35	.5	18	31	25	2½	2 X 66	42	*	*	V	10	#8	
											CT	*	#4	

* SEE NOTE 23 AND 24 ON SHEET 2 OF THE STANDARD NOTES.

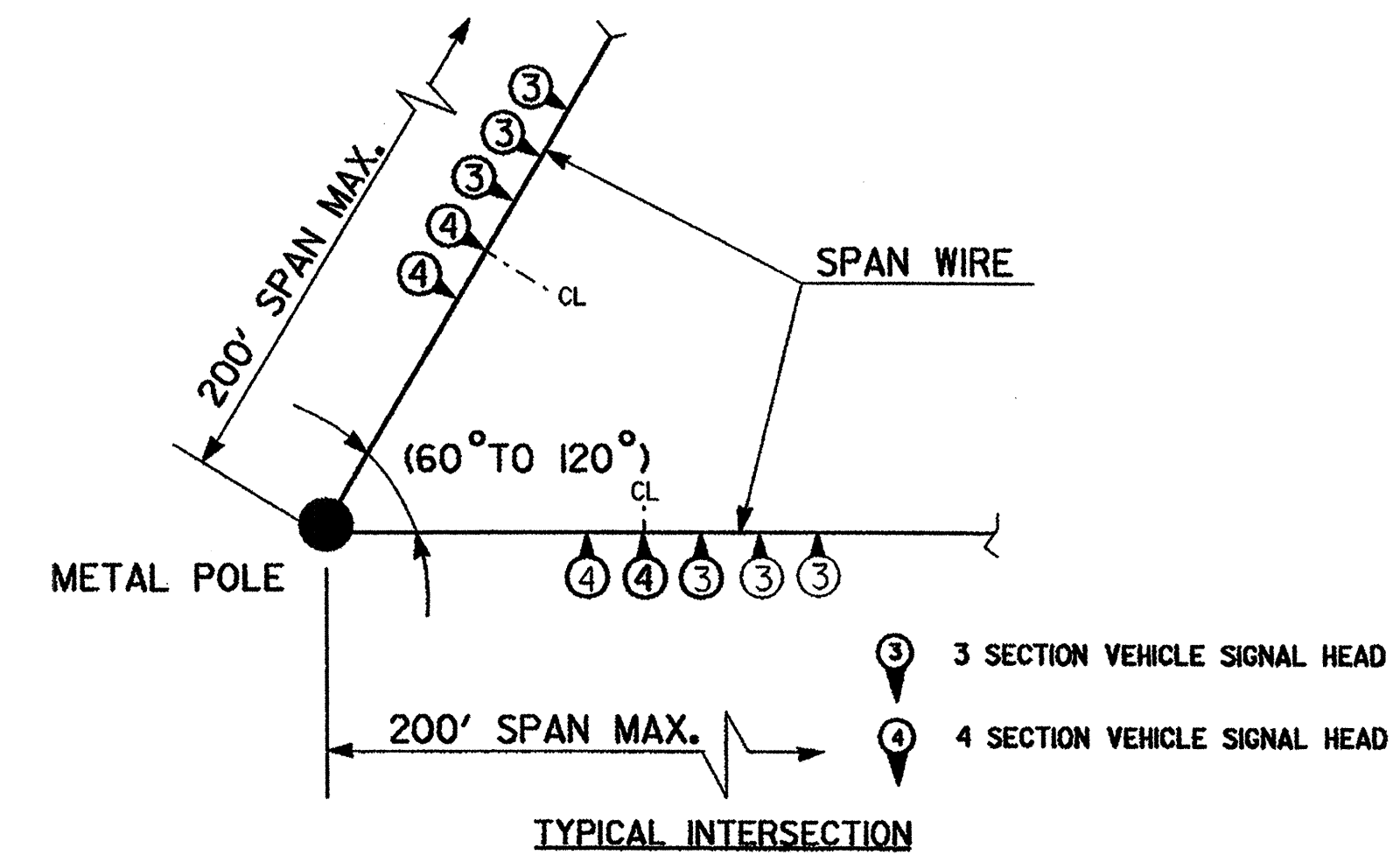

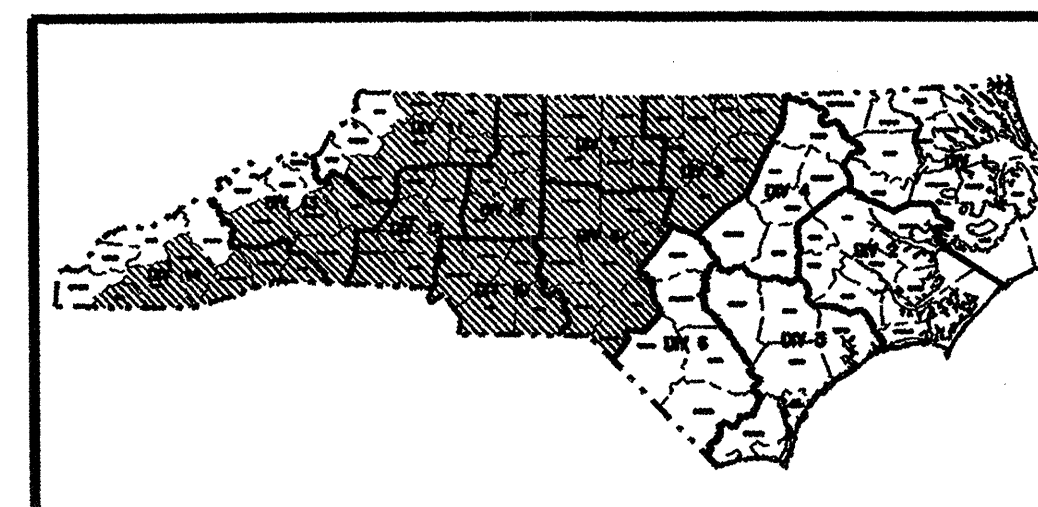


TABLE OF STATEWIDE COUNTY WIND ZONES

ZONE 1 140 mph / 63 m/s	ZONE 2 130 mph / 58 m/s	ZONE 3 110 mph / 49 m/s	ZONE 4 90 mph / 40 m/s	ZONE 5 120 mph / 58 m/s	
CURRITUCK (1) DARE (1) HYDE (1)	BERTIE (1) CAMDEN (1) CHOWAN (1) CURRITUCK (1) DARE (1) GATES (1) HERTFORD (1) HYDE (1) PASQUOTANK (1) NORTHAMPTON (1) MARTIN (1) PERQUIMANS (1) TYRRELL (1) WASHINGTON (1)	BEAUFORT (2) CARTERET (2) CRAVEN (2) GREEN (2) JONES (2) LENOIR (2) PAMLICO (2) PITT (2) BRUNSWICK (3) DUPLIN (3) ONSLow (3) NEW HANOVER (3) PENDER (3) SAMPSON (3)	EDGECOMBE (4) HALIFAX (4) JOHNSTON (4) NASH (4) WAYNE (4) WILSON (4) BLADEN (6) COLUMBUS (6) CUMBERLAND (6) HARNETT (6) ROBESON (6) DURHAM (5) FRANKLIN (5) GRANVILLE (5) PERSON (5) VANCE (5) WARREN (5) WAKE (5) ALAMANCE (7) CASWELL (7) GUILFORD (7) ORANGE (7) ROCKINGHAM (7) SCOTLAND (8)	CHATHAM (8) HOKE (8) LEE (8) MONTGOMERY (8) MOORE (8) RANDOLPH (8) RICHMOND (8) DAVIDSON (9) DAVIE (9) FORSYTH (9) ROWAN (9) STOKES (9) ANSON (10) CABARRUS (10) MECKLENBURG (10) STANLY (10) UNION (10) ALLEGHANY (11) CALDWELL (11) SURRY (11) WILKES (11) YADKIN (11) ALEXANDER (12) CATAWBA (12) CLEVELAND (12) GASTON (12) IREDELL (12) LINCOLN (12) BUNCOMBE (13) BURKE (13) MCDOWELL (13) RUTHERFORD (13) CLAY (14) HENDERSON (14) JACKSON (14) MACON (14) POLK (14) TRANSYLVANIA (14)	ASHE (11) AVERY (11) WATAUGA (11) MADISON (13) MITCHELL (13) YANCEY (13) CHEROKEE (14) GRAHAM (14) HAYWOOD (14) SWAIN (14)

13-FEB-2003 15:30
C:\raymond\Standard Pole Dwg\stdmstrm1.dgn
C:\raymond



**WIND ZONE 4
LOAD CASE AND DESIGN
DETAILS**

PLAN DATE: SEPTEMBER 2002 REVIEWED BY: D.C. SARKAR
PREPARED BY: C.F. ANDREWS REVIEWED BY: R.E. MULLINAX

REVISIONS	INIT.	DATE

SEAL
NORTH CAROLINA
PROFESSIONAL
ENGINEER
DEBESH C. SARKAR

D. Sarkar 2.14.03
SIGNATURE DATE

METAL STRAIN POLES