

METRIC

CONST. REV.
R/W REV.

| | |
|-----------------------------------|----------------------------|
| PROJECT REFERENCE NO. R-2610 B | SHEET NO. EC-7/CONST. 8 |
| R/W SHEET NO. | |
| ROADWAY DESIGN ENGINEER | HYDRAULICS ENGINEER |

NOTE :
G/R DESIGN WILL BE COMPLETED FOR OUTSIDE & MEDIAN SBL ONCE WE KNOW LIMITS OF SBL BRIDGE

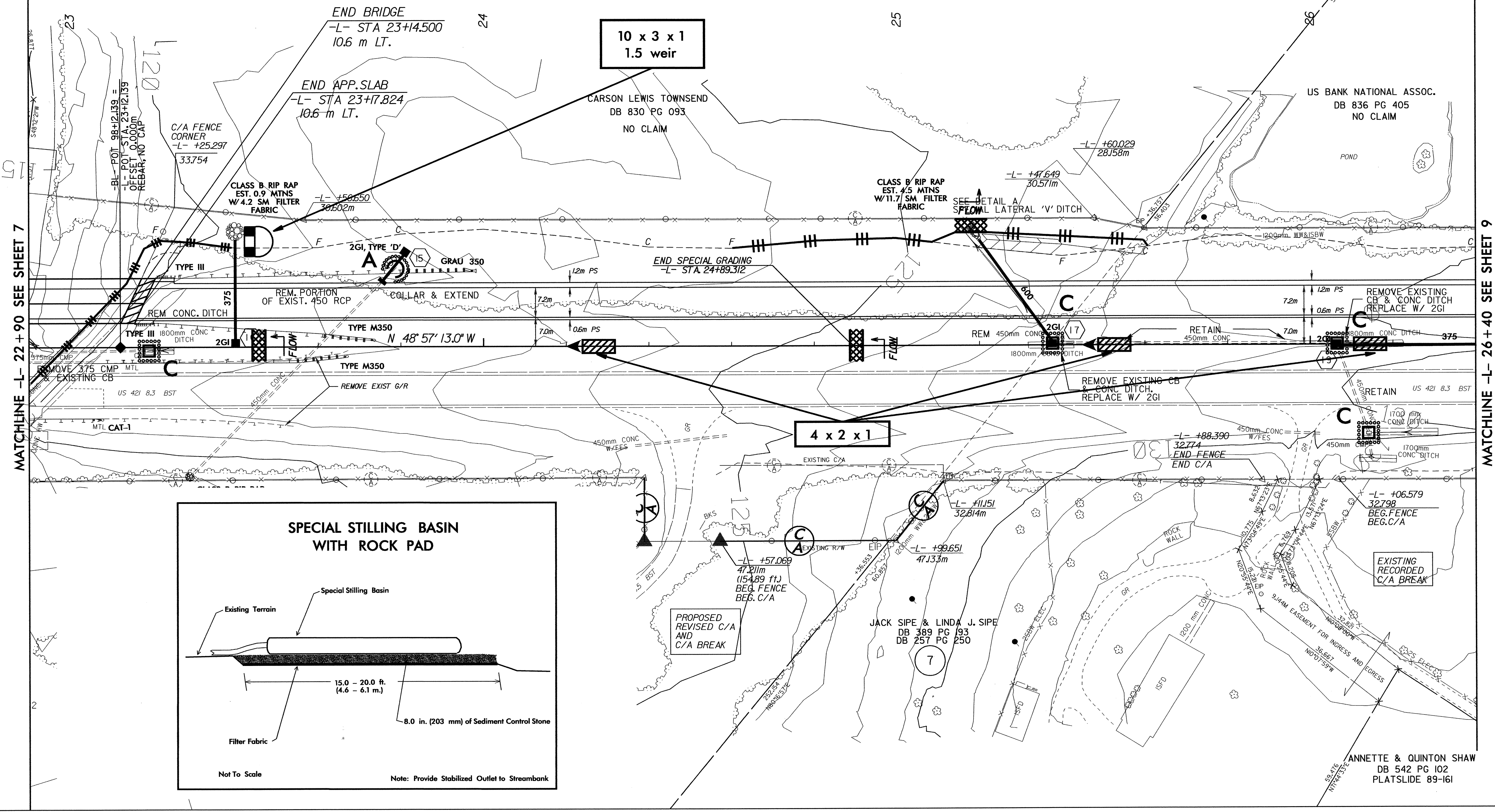
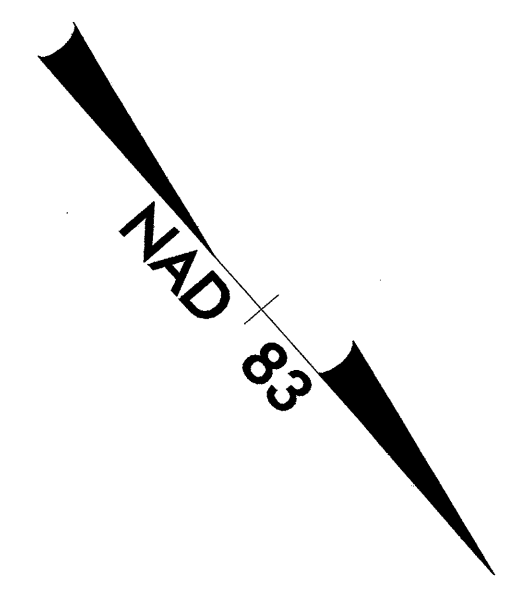
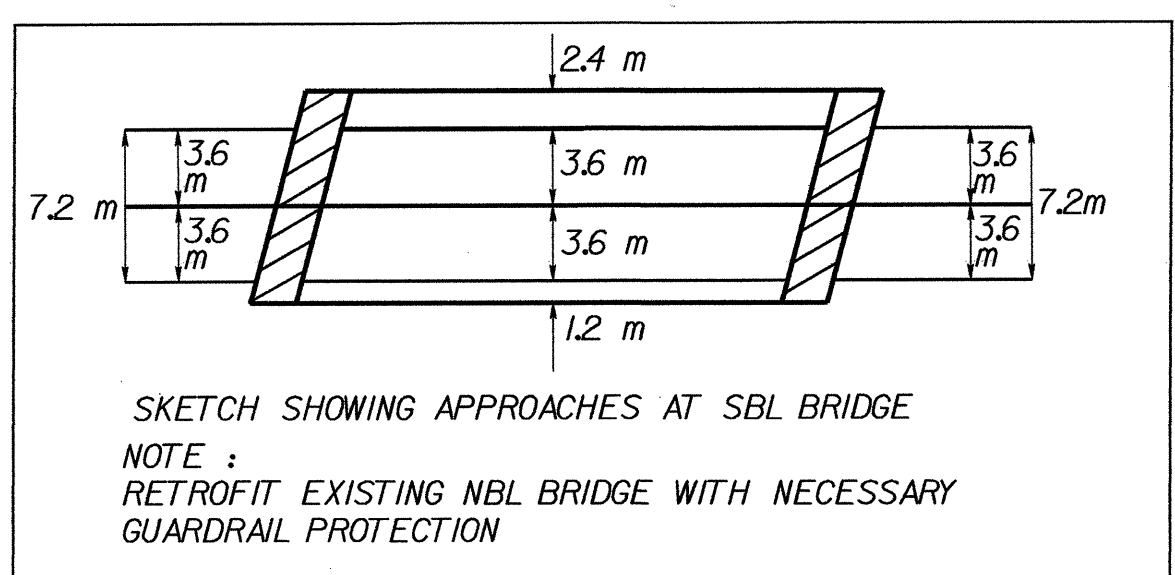
NOTE :
RETROFIT EXISTING NBL BRIDGE WITH NECESSARY GUARDRAIL PROTECTION

**CLEARING AND GRUBBING
EROSION CONTROL FOR
CONSTRUCTION SHEET 8**

NOTE:
PLACE TEMPORARY ROCK SEDIMENT DAMS TYPE - B AND TEMPORARY ROCK SILT CHECKS TYPE-A AT DRAINAGE OUTLETS.

NOTE:
UTILIZE SPECIAL STILLING BASIN AND TEMPORARY ROCK SEDIMENT DAM TYPE - B AS STILLING BASIN WHERE APPLICABLE.

SEE SHEET 41 & 42 FOR -L- PROFILE
SEE CROSS-SECTIONS AND ROADWAY STANDARD DRAWINGS STD. No. 862.01
SHEET 2 FOR SPECIAL MEDIAN GRADING



MATCHLINE -L- 22 + 90 SEE SHEET 7

MATCHLINE -L- 26 + 40 SEE SHEET 9

