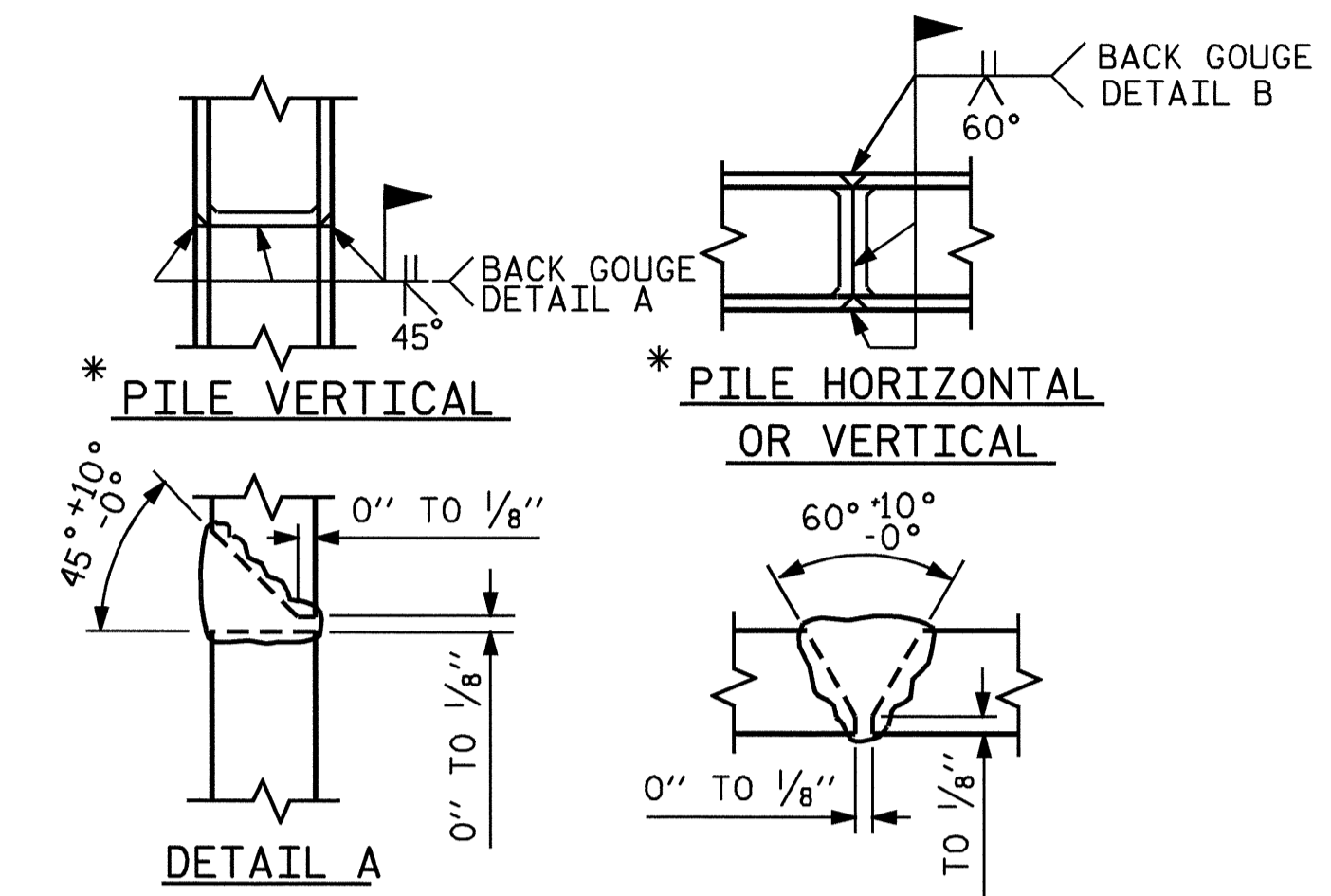


BAGGED STONE AND PIPE SHALL BE PLACED IMMEDIATELY AFTER COMPLETION OF END BENT EXCAVATION. PIPE MAY BE EITHER CONCRETE, CORRUGATED STEEL, CORRUGATED ALUMINUM ALLOY, OR CORRUGATED PLASTIC. PERFORATED PIPE WILL NOT BE ALLOWED.

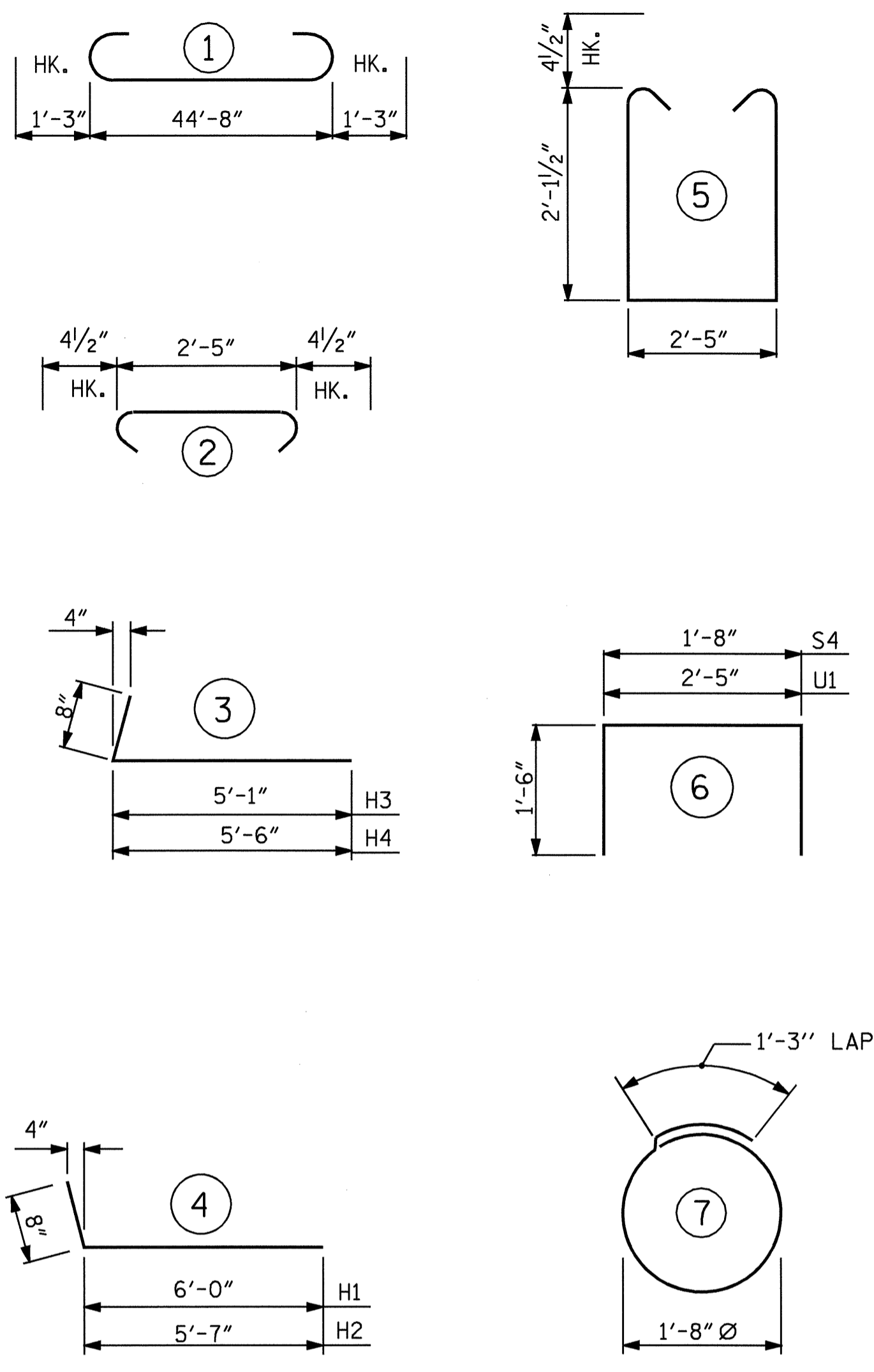
BAGGED STONE SHALL REMAIN IN PLACE UNTIL THE ENGINEER DIRECTS THAT IT BE REMOVED. THE CONTRACTOR SHALL REMOVE AND DISPOSE OF SILT ACCUMULATIONS AT BAGGED STONE WHEN SO DIRECTED BY THE ENGINEER. BAGS SHALL BE REMOVED AND REPLACED WHENEVER THE ENGINEER DETERMINES THAT THEY HAVE DETERIORATED AND LOST THEIR EFFECTIVENESS.

NO SEPARATE PAYMENT WILL BE MADE FOR THIS WORK AND THE ENTIRE COST OF THIS WORK SHALL BE INCLUDED IN THE UNIT CONTRACT PRICE BID FOR THE SEVERAL PAY ITEMS.

TEMPORARY DRAINAGE AT END BENT



POSITION OF PILE DURING WELDING. **PILE SPLICE DETAILS**



ALL BAR DIMENSIONS ARE OUT TO OUT.

BILL OF MATERIAL

END BENT NO. 1

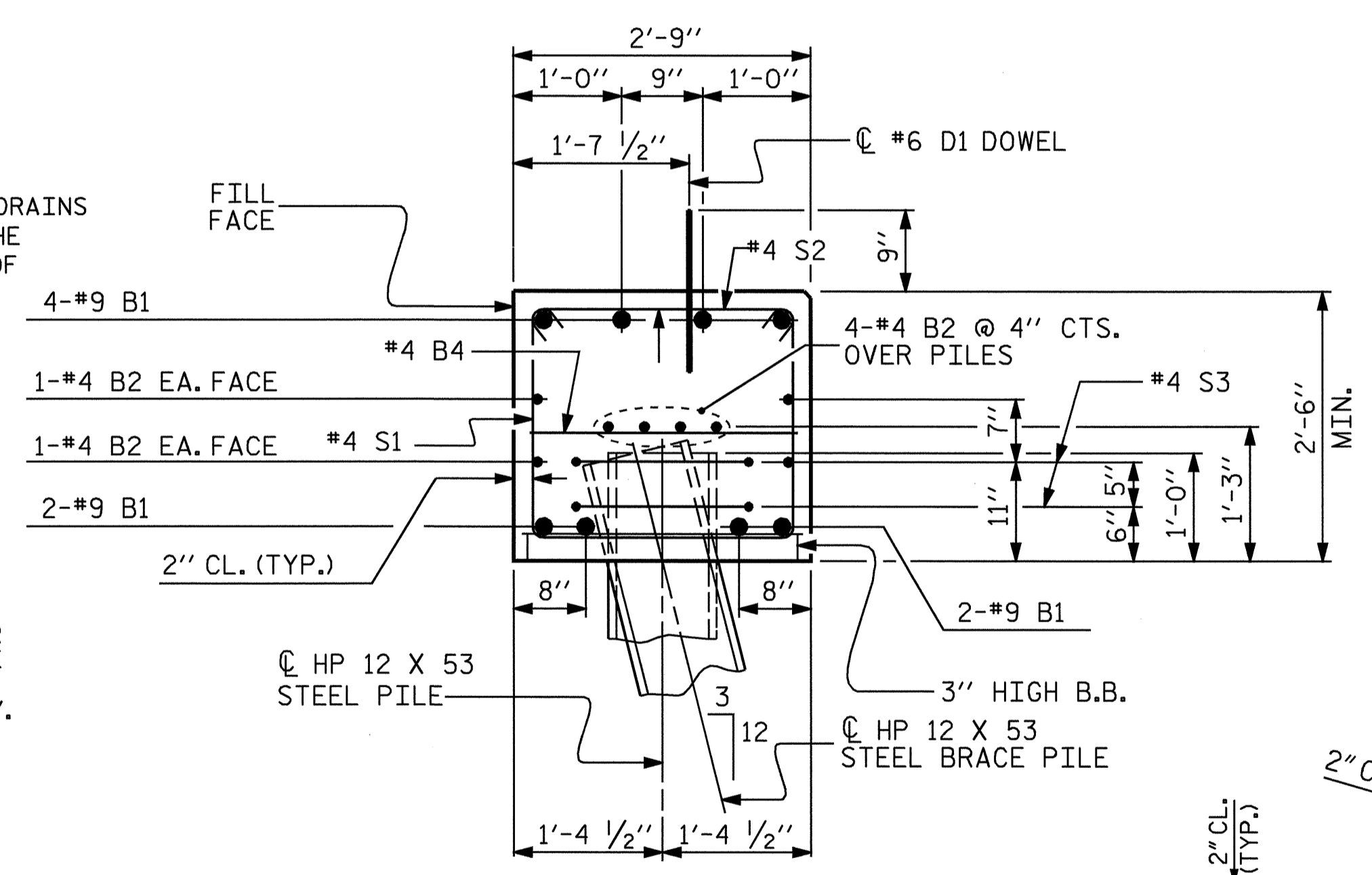
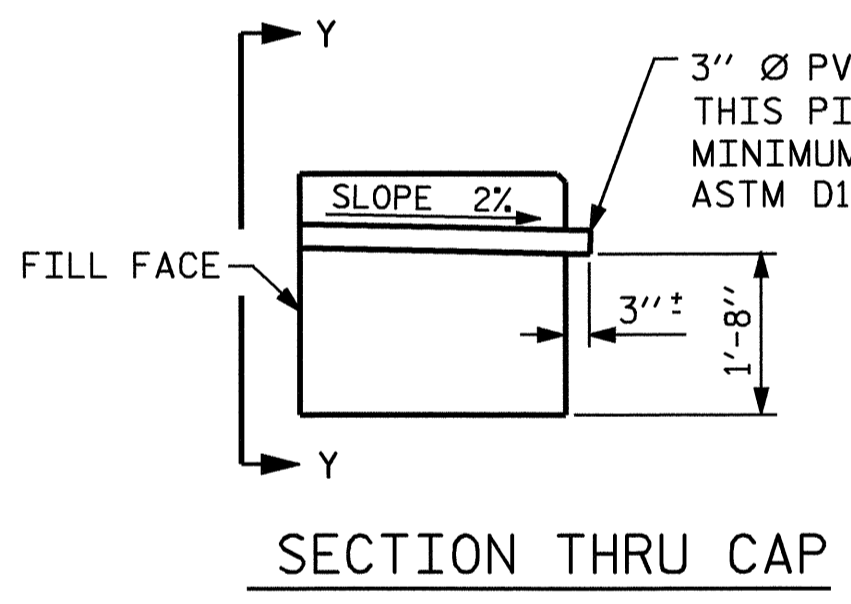
BAR NO.	NO.	SIZE	TYPE	LENGTH	WEIGHT
B1	8	9		47'-2"	1283
B2	16	4	STR	23'-8"	253
B3	4	4	STR	22'-6"	60
B4	11	4	STR	2'-5"	18
D1	22	6	STR	1'-6"	50
H1	6	4	4	6'-8"	27
H2	6	4	4	6'-3"	25
H3	6	4	3	5'-9"	23
H4	6	4	3	6'-2"	25
K1	12	4	STR	3'-0"	24
S1	37	4	5	7'-5"	183
S2	37	4	2	3'-2"	78
S3	16	4	7	6'-6"	69
S4	4	4	6	4'-8"	12
U1	15	4	6	5'-5"	54
V1	21	4	STR	4'-0"	56
V2	20	4	STR	4'-5"	59
REINFORCING STEEL				LBS.	2299

CLASS A CONCRETE BREAKDOWN :

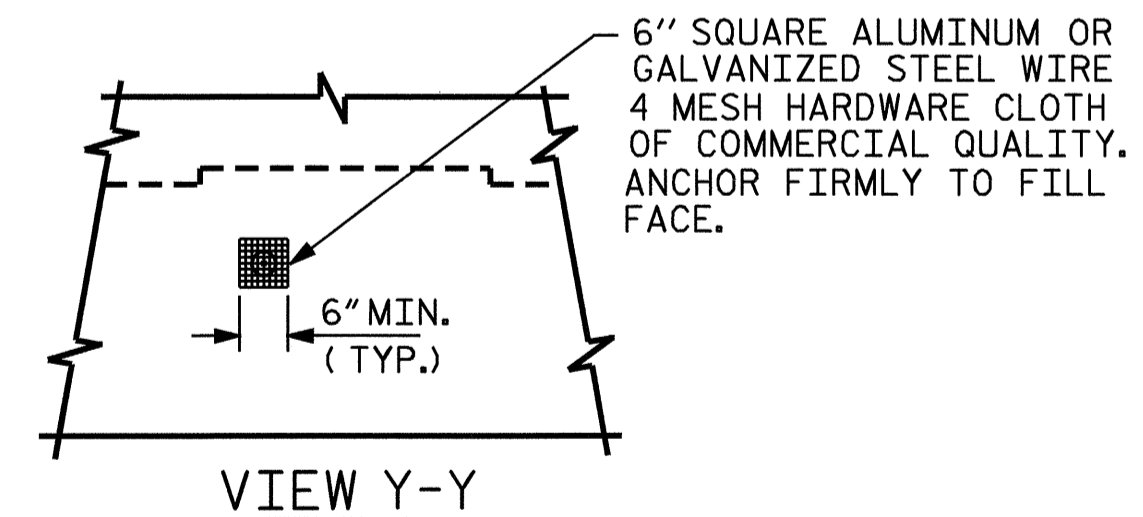
POUR #	DESCRIPTION	VOLUME
#1	(CAP & LOWER WINGS)	13.6 C. Y.
#2	(UPPER WINGS)	1.1 C. Y.
#3	(LATERAL GUIDES)	0.1 C. Y.
TOTAL		14.8 C. Y.

HP 12 X 53 STEEL PILES

NO. 8 160.00 LIN. FT.

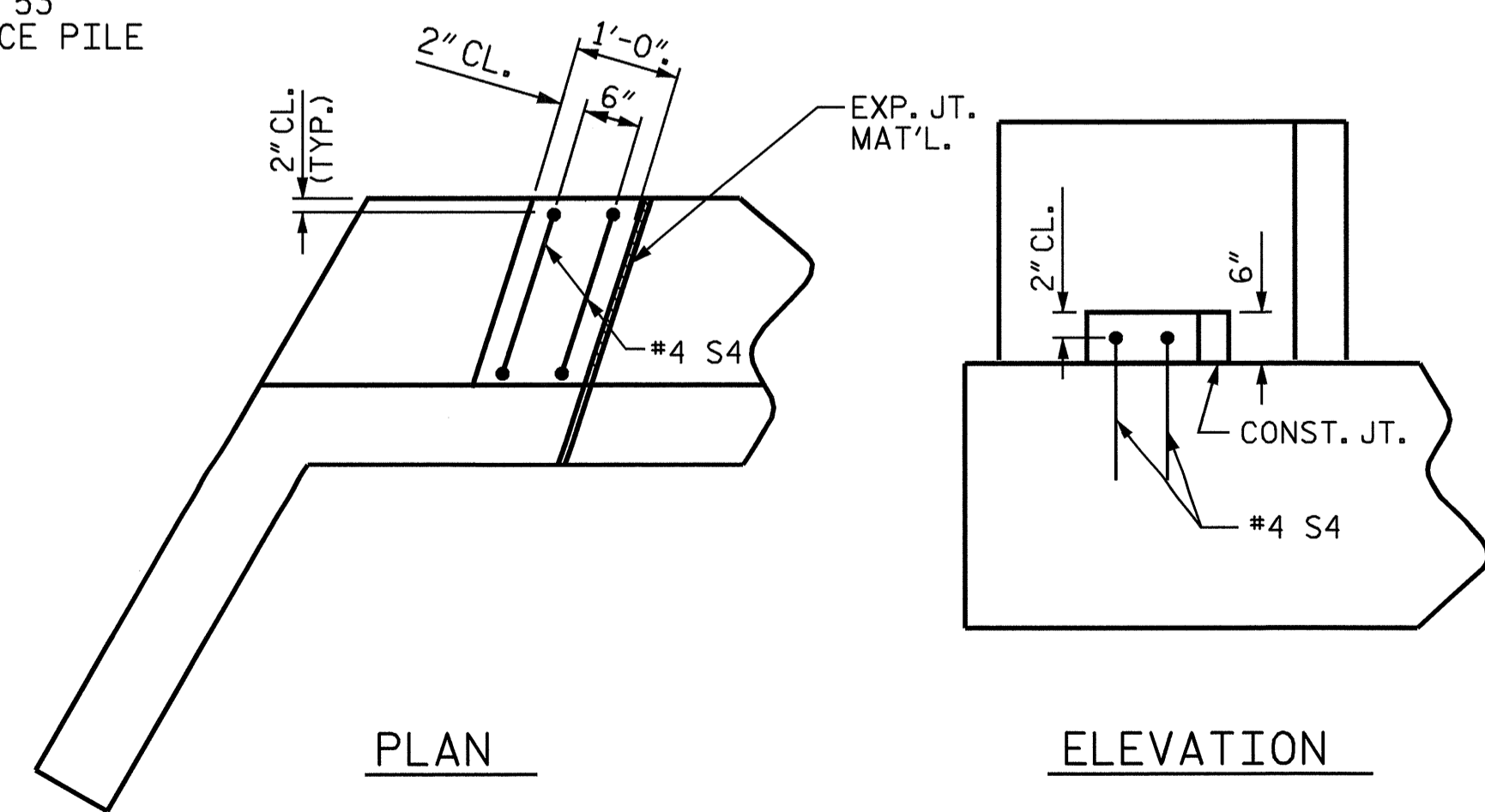


SECTION A-A



PIPE DRAIN DETAILS

NOTE: NO SEPARATE PAYMENT WILL BE MADE FOR FURNISHING AND INSTALLING THE PVC PLASTIC PIPE DRAINS, HARDWARE CLOTH AND FASTENERS. THE ENTIRE COST OF THIS WORK SHALL BE INCLUDED IN THE UNIT CONTRACT PRICE BID FOR THE SEVERAL PAY ITEMS.



LATERAL GUIDE DETAILS

(LEFT LATERAL GUIDE SHOWN, RIGHT LATERAL GUIDE SIMILAR)

PROJECT NO. B-3901

ROCKINGHAM COUNTY

STATION: 23+37.40 -L-

SHEET 3 OF 3

STATE OF NORTH CAROLINA
DEPARTMENT OF TRANSPORTATION
RALEIGH

SUBSTRUCTURE
END BENT No. 1

REVISIONS				SHEET NO.	
NO.	BY:	DATE:	NO.	BY:	DATE:
1			3		
2			4		

TOTAL SHEETS 22

DRAWN BY : R. G. EMERSON DATE : 03/04

CHECKED BY : A. V. ROYAL DATE : 03/04

