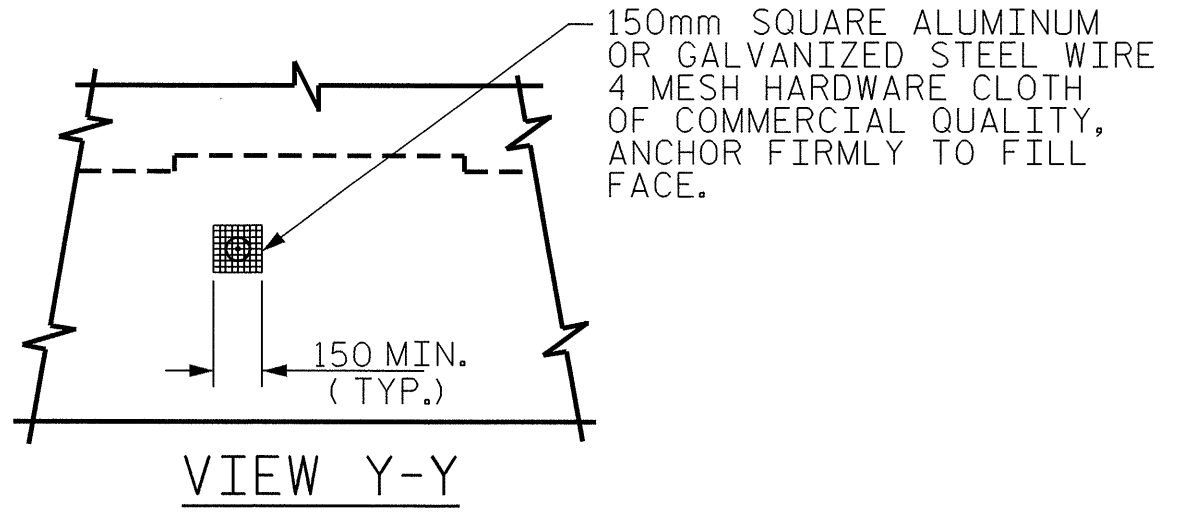
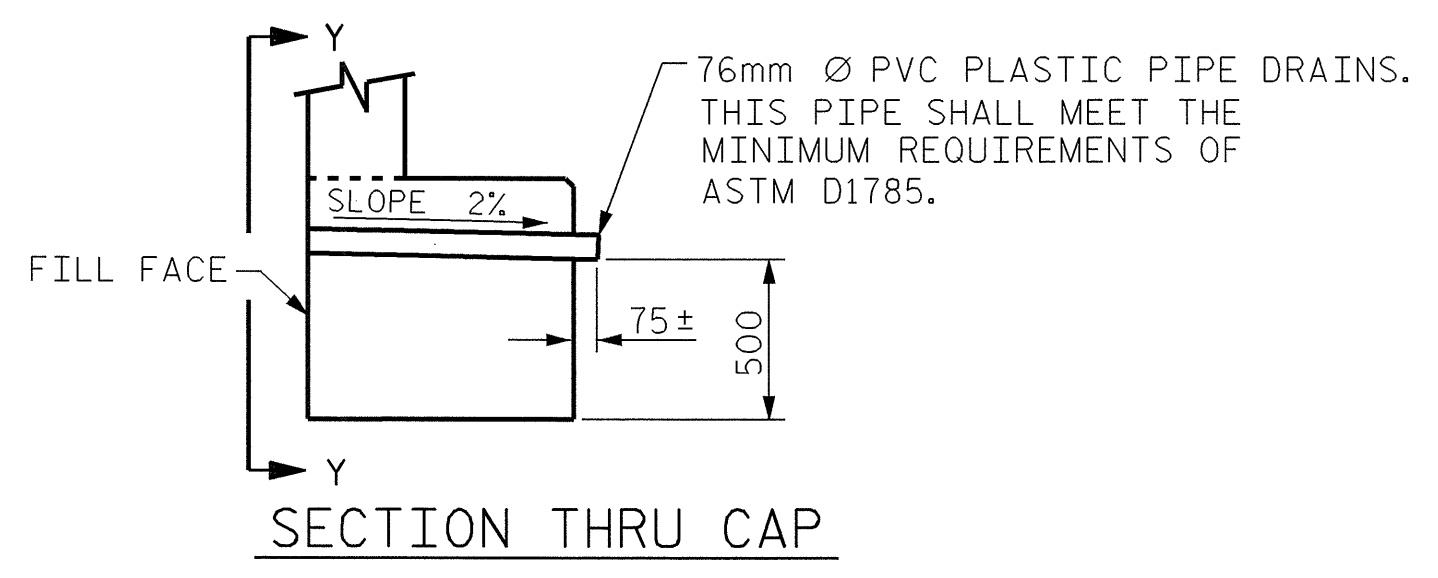


BAGGED STONE AND PIPE SHALL BE PLACED IMMEDIATELY AFTER COMPLETION OF END BENT EXCAVATION. PIPE MAY BE EITHER CONCRETE, CORRUGATED STEEL, CORRUGATED ALUMINUM ALLOY, OR CORRUGATED PLASTIC. PERFORATED PIPE WILL NOT BE ALLOWED.

BAGGED STONE SHALL REMAIN IN PLACE UNTIL THE ENGINEER DIRECTS THAT IT BE REMOVED. THE CONTRACTOR SHALL REMOVE AND DISPOSE OF SILT ACCUMULATIONS AT BAGGED STONE WHEN SO DIRECTED BY THE ENGINEER. BAGS SHALL BE REMOVED AND REPLACED WHENEVER THE ENGINEER DETERMINES THAT THEY HAVE DETERIORATED AND LOST THEIR EFFECTIVENESS.

NO SEPARATE PAYMENT WILL BE MADE FOR THIS WORK AND THE ENTIRE COST OF THIS WORK SHALL BE INCLUDED IN THE UNIT CONTRACT PRICE BID FOR THE SEVERAL PAY ITEMS.

TEMPORARY DRAINAGE AT END BENT



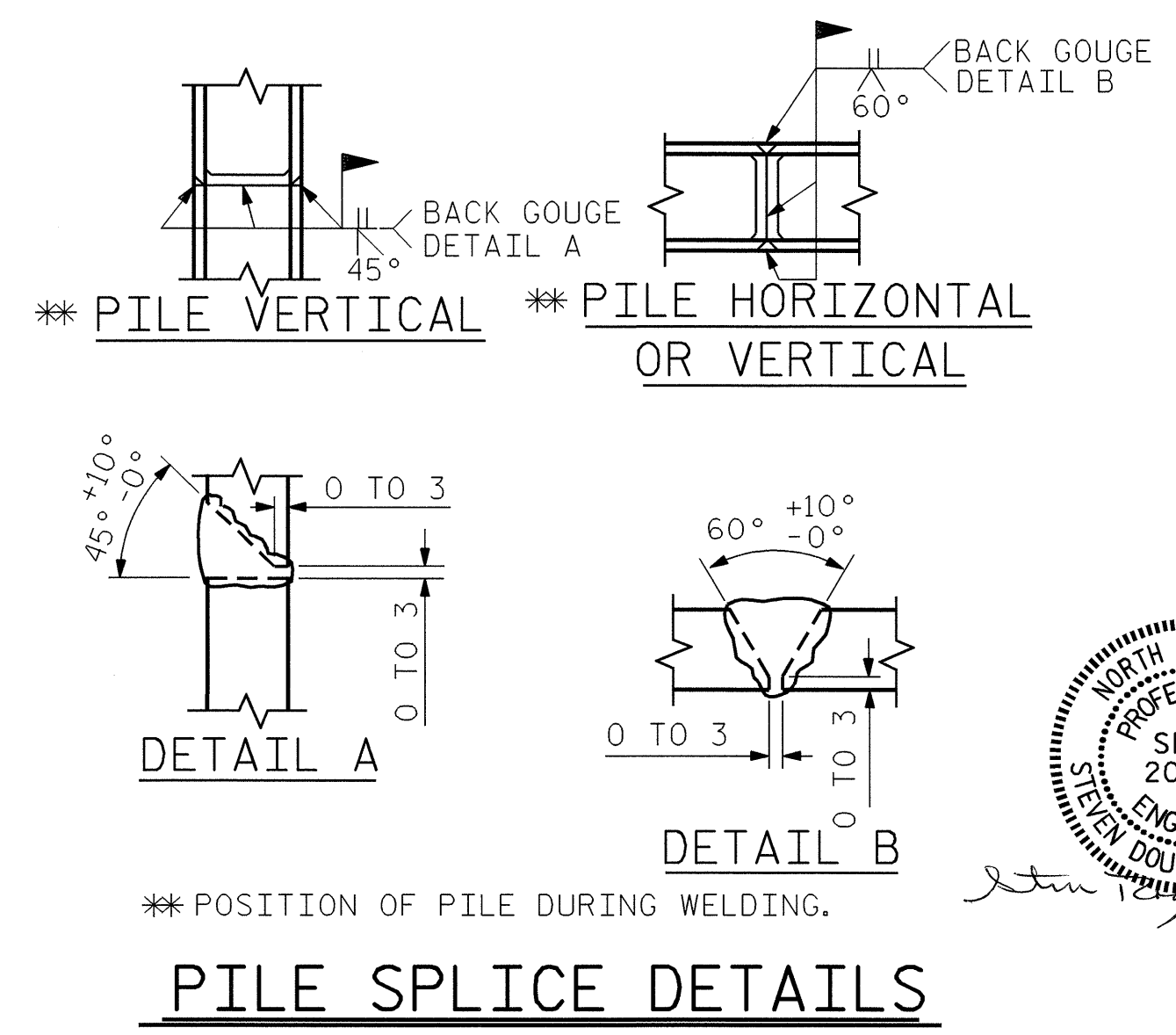
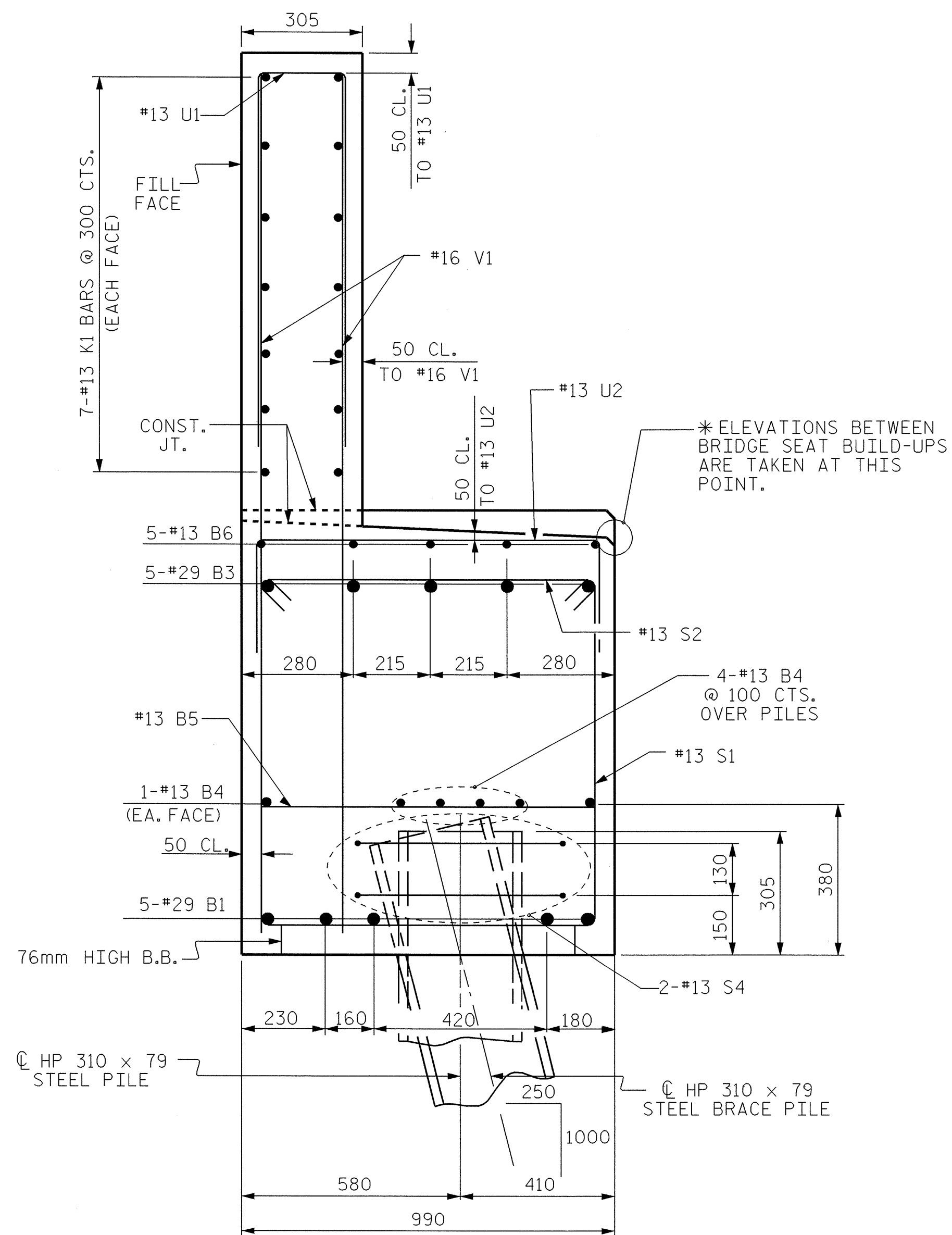
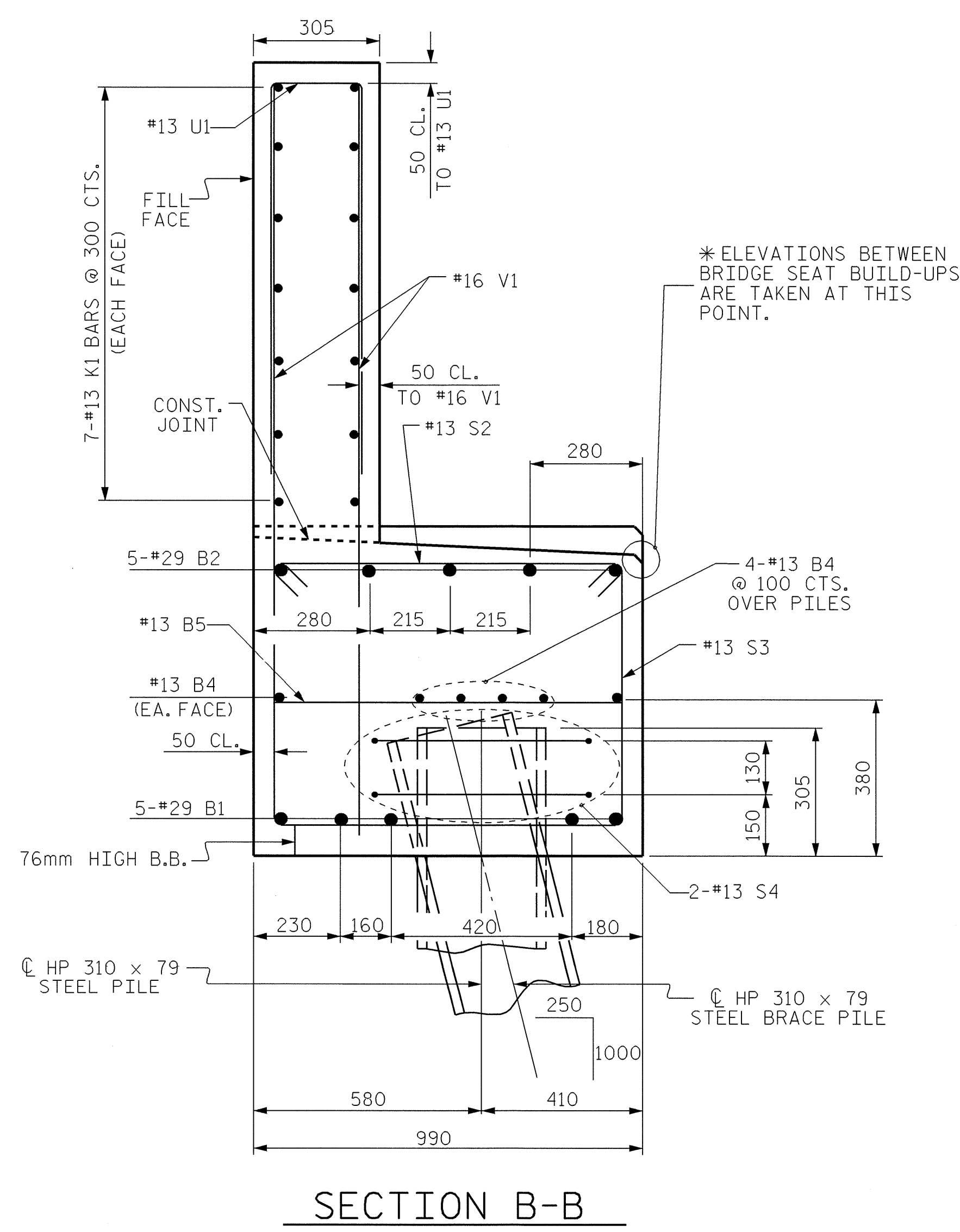
NOTE: NO SEPARATE PAYMENT WILL BE MADE FOR FURNISHING AND INSTALLING THE PVC PLASTIC PIPE DRAINS, HARDWARE CLOTH AND FASTENERS. THE ENTIRE COST OF THIS WORK SHALL BE INCLUDED IN THE UNIT CONTRACT PRICE BID FOR THE SEVERAL PAY ITEMS.

PIPE DRAIN DETAILS

BAR TYPES

ALL BAR DIMENSIONS ARE OUT TO OUT.

BILL OF MATERIAL					
END BENT #2					
BAR	NO.	SIZE	TYPE	LENGTH	WEIGHT
B1	5	#29	1	14580	369
B2	5	#29	2	10040	254
B3	5	#29	2	7780	197
B4	12	#13	STR	7300	87
B5	15	#13	STR	880	13
B6	5	#13	STR	2580	13
H1	13	#13	4	3240	42
H2	13	#13	4	3260	42
H3	12	#13	5	3120	37
H4	12	#13	5	3100	37
K1	28	#13	STR	7320	204
K2	8	#13	STR	880	7
S1	20	#13	6	2540	50
S2	38	#13	3	1100	42
S3	18	#13	6	2300	41
S4	20	#13	8	1980	39
U1	40	#13	7	1240	49
U2	6	#13	STR	1800	11
V1	80	#16	STR	2600	333
V2	30	#13	STR	3240	97
V3	28	#13	STR	2960	82
REINFORCING STEEL					= 2046 kg
CLASS A CONCRETE BREAKDOWN:					
POUR #1: (CAP, BOTTOM OF WINGS)					
					CU. METERS 14.1
POUR #2: (TOP OF WINGS & BACKWALL)					
					CU. METERS 8.6
CLASS A CONCRETE TOTAL:					
					CU. METERS 22.7
HP 310 x 79 STEEL PILES					
NO. = 10					METERS = 200



PROJECT NO. R-2911A
IREDELL COUNTY
 STATION: 41+59.472 -L-

SHEET 3 OF 3

STATE OF NORTH CAROLINA DEPARTMENT OF TRANSPORTATION RALEIGH					
SUBSTRUCTURE END BENT #2					
(RIGHT LANE)					
REVISIONS					
NO.	BY:	DATE:	NO.	BY:	DATE:
1			3		
2			4		
					SHEET NO. S-102 TOTAL SHEETS 106



DRAWN BY : DAN PLATICA DATE : 01/22/04
 CHECKED BY : M.K. BEARD DATE : 01/10/04