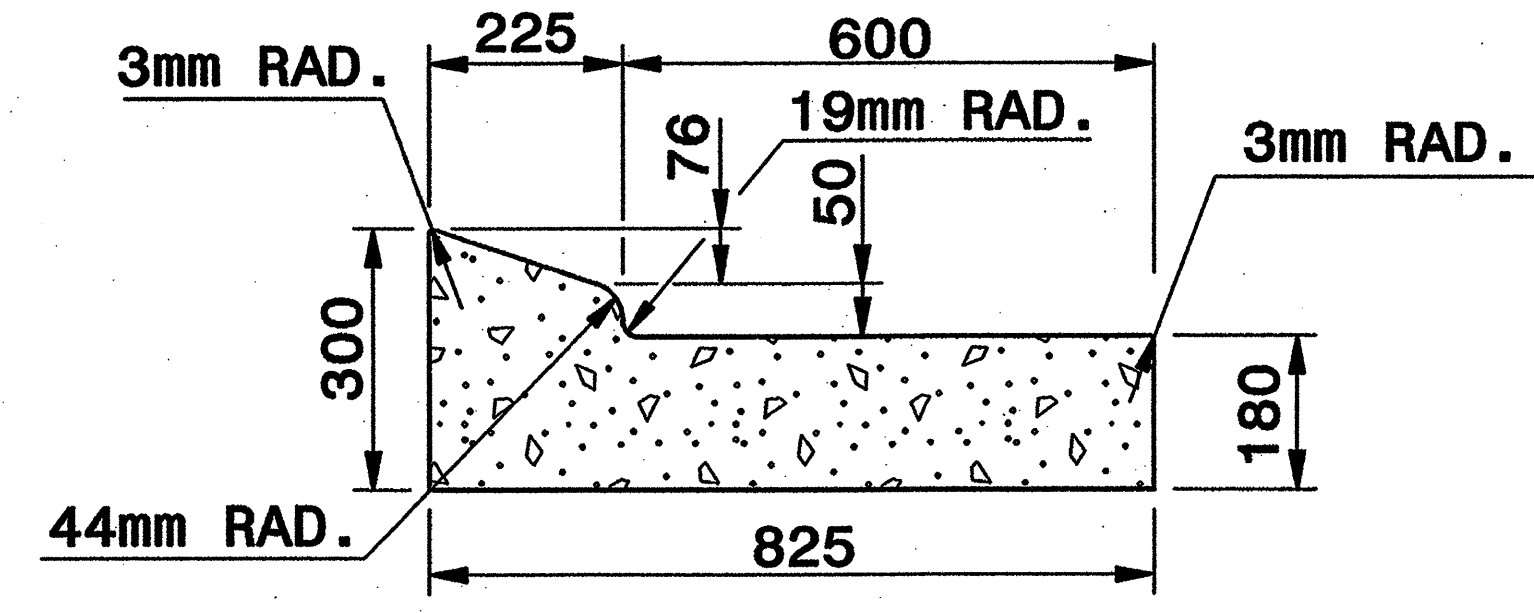




STATE OF NORTH CAROLINA
DEPT. OF TRANSPORTATION
DIVISION OF HIGHWAYS
RALEIGH, N.C.

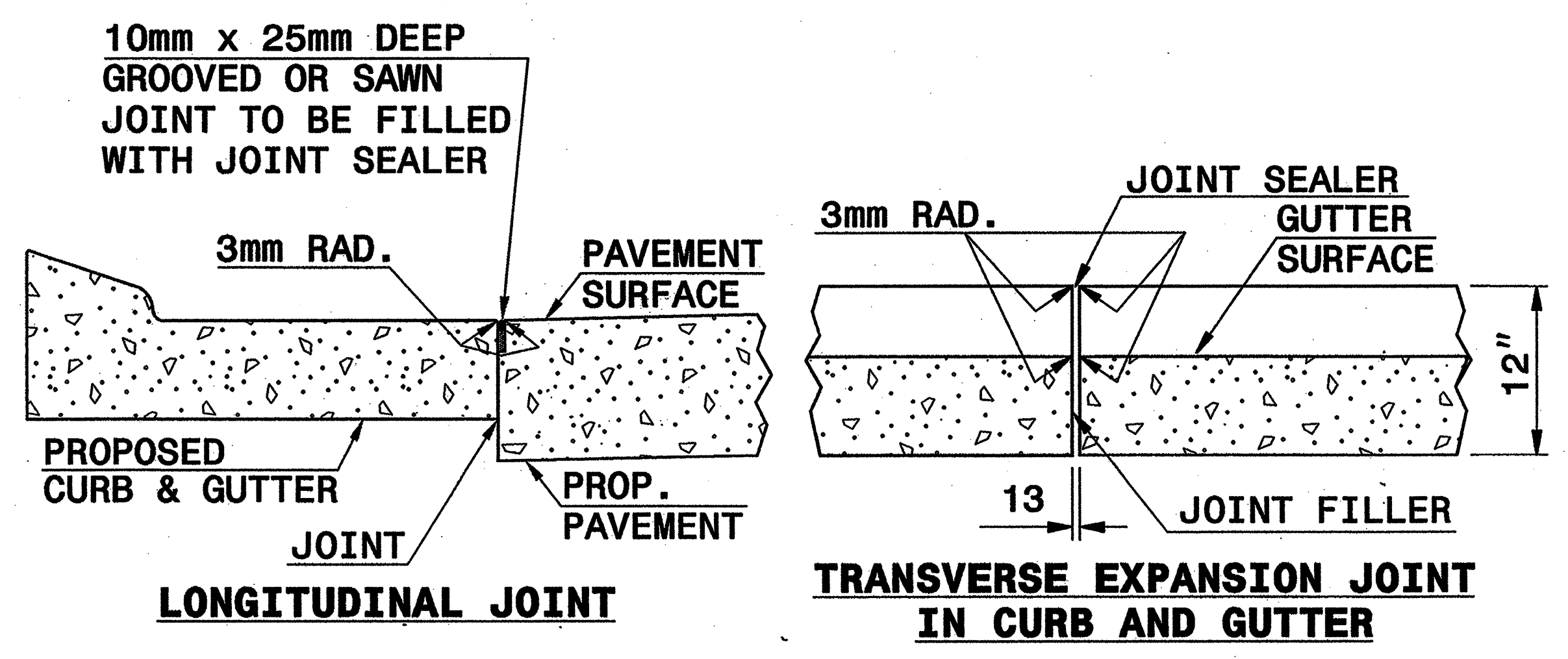
METRIC DETAIL DRAWING FOR
825mm CONCRETE CURB & GUTTER

- GENERAL NOTES:**
- CONTRACTION JOINTS SHALL BE PLACED AT 3.0m INTERVALS, EXCEPT THAT A 4.5m SPACING MAY BE USED WHEN A MACHINE IS USED OR WHEN SATISFACTORY SUPPORT FOR THE FACE FORM CAN BE OBTAINED WITHOUT THE USE OF TEMPLATES AT 3.0m INTERVALS.
 - JOINT SPACING MAY BE ALTERED IF REQUIRED BY THE ENGINEER.
 - CONTRACTION JOINTS MAY BE INSTALLED WITH THE USE OF TEMPLATES OR FORMED BY OTHER APPROVED METHODS.
 - NON-TEMPLATE FORMED JOINTS SHALL BE A MIN. OF 40mm DEEP.
 - ALL CONSTRUCTION JOINTS SHALL BE FILLED WITH JOINT FILLER AND SEALER.
 - EXPANSION JOINTS SHALL BE SPACED AT 27.0m INTERVALS AND ADJACENT TO ALL RIGID OBJECTS.



825mm CURB AND GUTTER

SECTION VIEW OF CURB AND GUTTER



SECTION VIEW OF JOINTS


Note:
This drawing is dimensioned in millimeters unless otherwise depicted within the drawing.

SHEET 1 OF 1
846D01

SHEET 1 OF 1
846D01

STATE OF NORTH CAROLINA
DEPT. OF TRANSPORTATION
DIVISION OF HIGHWAYS
RALEIGH, N.C.

METRIC DETAIL DRAWING FOR
825mm CONCRETE CURB & GUTTER



**DESIGN SERVICES UNIT
STANDARDS AND SPECIAL DESIGN**
Office 919-250-4128 FAX 919-250-4119

SEE PLATE FOR TITLE

ORIGINAL BY: STD. 846.01 DATE: 4-15-98
 MODIFIED BY: E.E. WARD DATE: 6-00
 CHECKED BY: [Signature] DATE: 6-00
 FILE SPEC.: ds37:/usr/details/metric/stand/c&g825mm.dgn