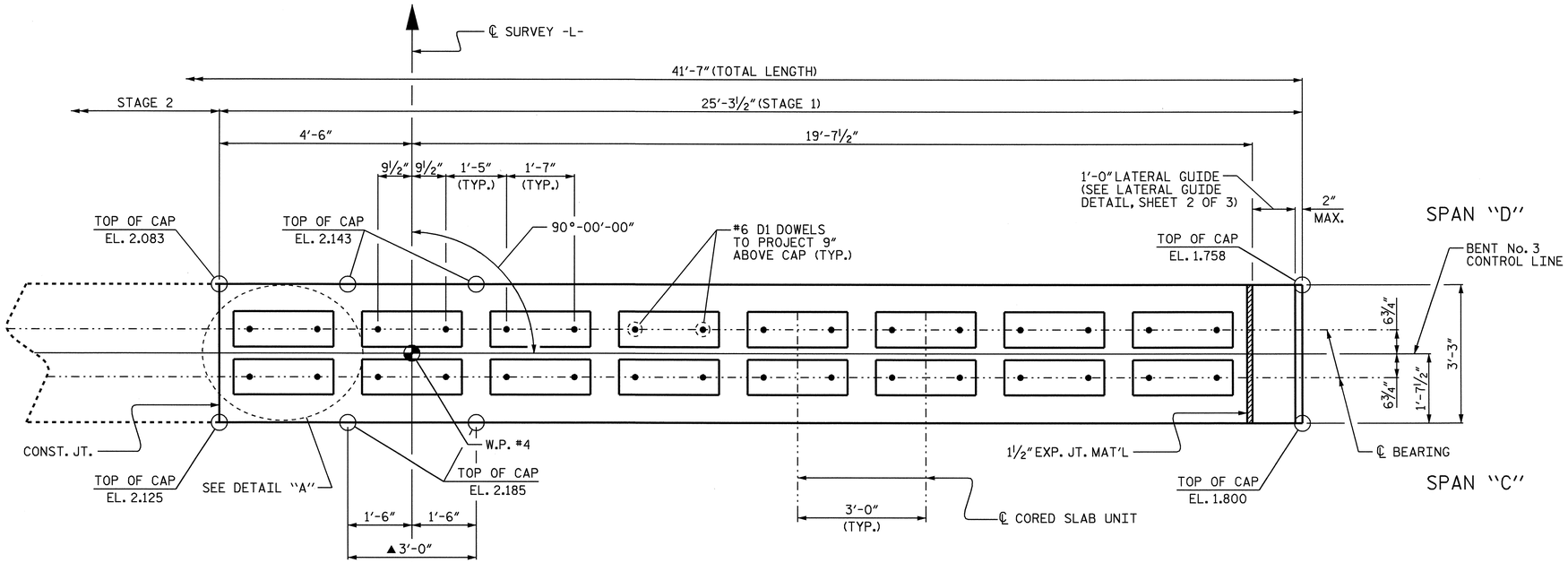

PLAN (STAGE 1)

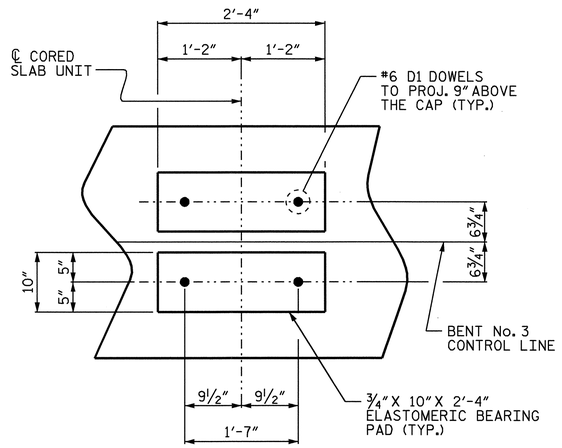

DETAIL "A"

(TYP. EA. STAGE)

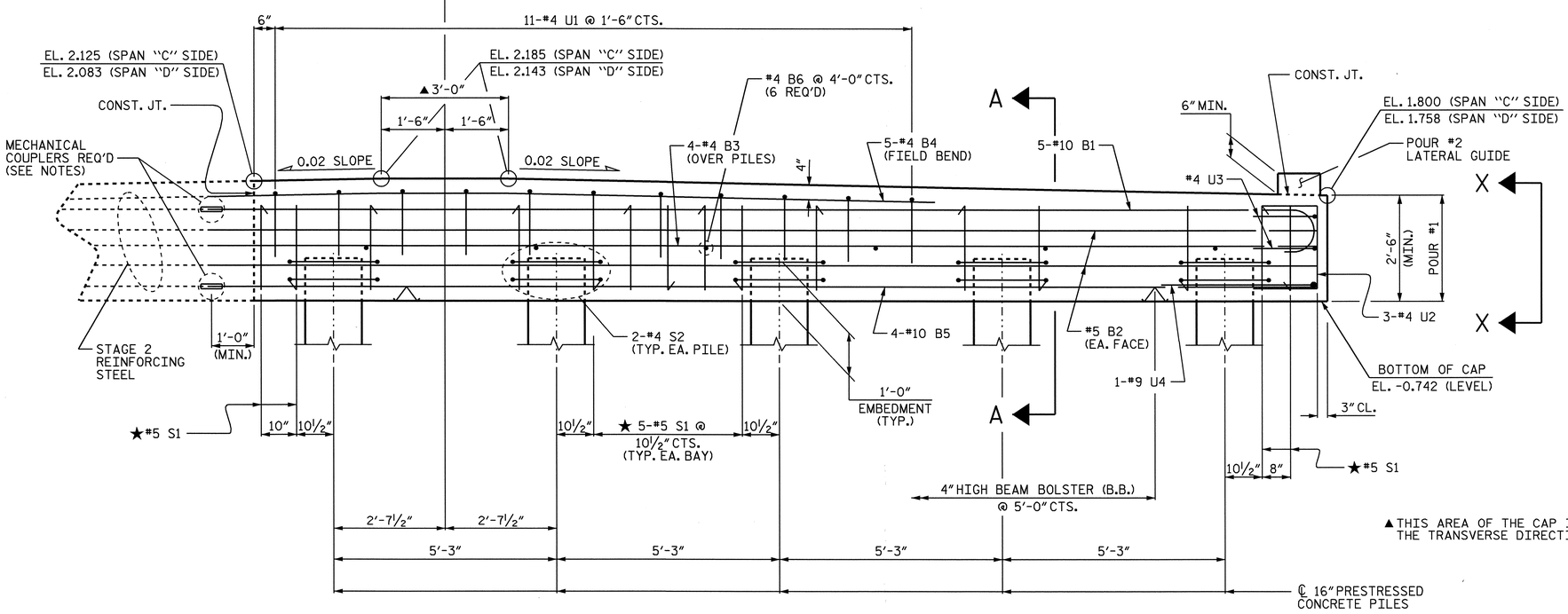

ELEVATION (STAGE 1)

▲THIS AREA OF THE CAP IS LEVEL IN THE TRANSVERSE DIRECTION.

NOTES:

STIRRUPS AND U1 BARS IN CAP MAY BE SHIFTED AS NECESSARY TO CLEAR DOWELS.

ALL REINFORCING STEEL AND BAR SUPPORTS SHALL BE EPOXY COATED ACCORDING TO THE STANDARD SPECIFICATIONS.

THE LATERAL GUIDE AT EACH END OF THE CAP IS NOT TO BE POURED UNTIL AFTER THE CORED SLAB UNITS IN THAT STAGE ARE IN PLACE.

THE CONTRACTOR'S ATTENTION IS CALLED TO THE FACT THAT THE LENGTHS OF THE #10 "B" BARS AT THE STAGED CONSTRUCTION JOINT MAY NEED TO BE ADJUSTED DUE TO THE TYPE OF MECHANICAL COUPLER CHOSEN BY THE CONTRACTOR. NO ADDITIONAL PAYMENT WILL BE MADE FOR ANY ADJUSTMENTS REQUIRED.

MECHANICAL COUPLERS SHALL BE USED TO JOIN THE #10 B1 & B5 BARS IN STAGE 1 WITH THE #10 B10 & B11 BARS IN STAGE 2. THE LOCATION OF THE COUPLERS SHALL BE STAGGERED ON ALTERNATING BARS BY 1 FOOT AND THE #10 "B" BARS SHALL BE CUT ACCORDINGLY TO ALLOW A MINIMUM OF 1'-0" AND A MAXIMUM OF 2'-0" EXTENSION INTO STAGE 2 CONSTRUCTION.

FOR MECHANICAL COUPLERS, SEE MECHANICAL BUTT SPLICES FOR REINFORCING STEEL SPECIAL PROVISION.

★ INVERT ALTERNATE STIRRUPS AS SHOWN.

CONCRETE DISPLACED BY THE 16" PRESTRESSED CONCRETE PILES HAS BEEN DEDUCTED FROM THE CONCRETE QUANTITY.

CLASS AA CONCRETE SHALL BE USED IN THE BENT CAP.

PROJECT NO. B-3348
HYDE COUNTY
STATION: 22+85.00 -L-

SHEET 1 OF 3

STATE OF NORTH CAROLINA
DEPARTMENT OF TRANSPORTATION
RALEIGH

SUBSTRUCTURE
BENT No. 3
STAGE 1

NORTH CAROLINA PROFESSIONAL SEAL 10757 ENGINEER M. BRITT C. OUTLAW
5/27/04

REVISIONS						SHEET NO.
NO.	BY:	DATE:	NO.	BY:	DATE:	S-60
1			3			TOTAL SHEETS
2			4			76

DRAWN BY : P.C. BREWER DATE : 3/9/04
CHECKED BY : M. BRITT DATE : 4/23/04

27-MAY-2004 09:16
W:\squadv\b3348\str2\pbrewer\Microstation\B3348_sd_B3_02.dgn
pbrewer

STR. #2