

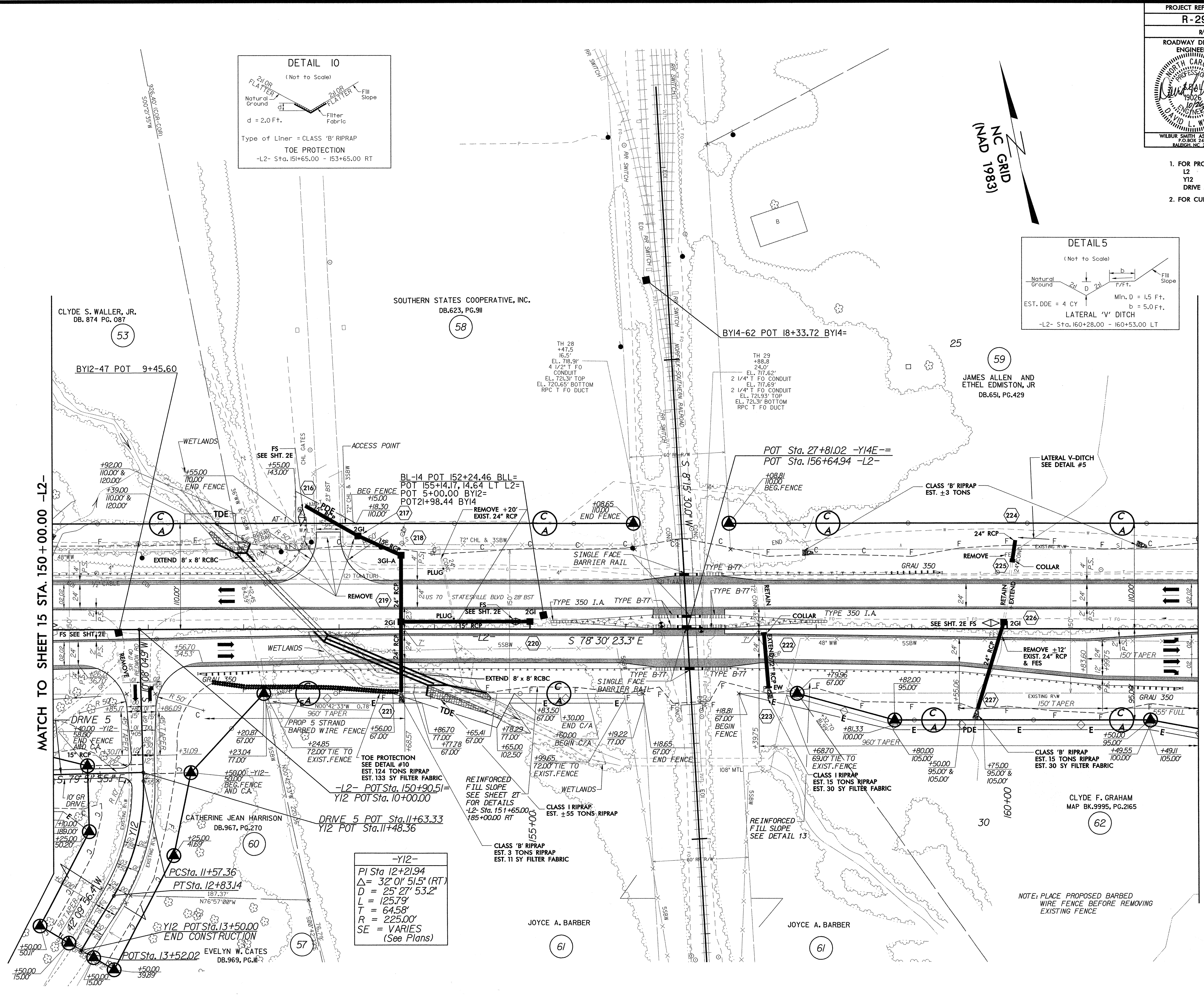
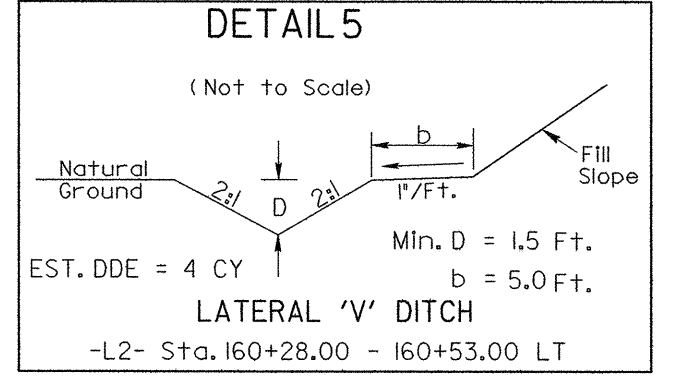
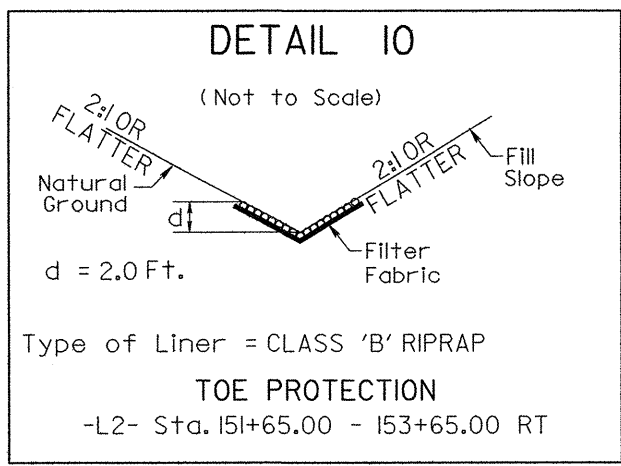
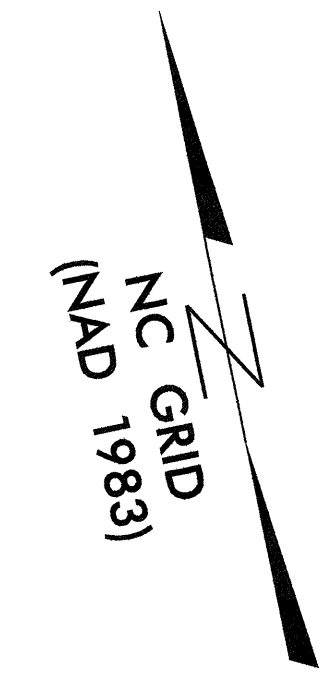


PROJECT REFERENCE NO. <b>R-2911C</b>	SHEET NO. <b>16</b>
RW SHEET NO.	
ROADWAY DESIGN ENGINEER 	HYDRAULICS ENGINEER 
WILBUR SMITH ASSOCIATES P.O. BOX 2478 RALEIGH, NC 27601	SUNGATE DESIGN GROUP 712-A JONES FRANKLIN RD. RALEIGH, NC 27606

- NOTES
- FOR PROFILE OF: SEE SHEET NO:
    - L2 34
    - Y12 42
    - DRIVE 5 43
  - FOR CULVERT PLANS SEE SHEET C THRU C



**-Y12-**  
PI Sta 12+21.94  
 $\Delta = 32^{\circ} 01' 51.5" (RT)$   
 $D = 25^{\circ} 27' 53.2"$   
 $L = 125.79'$   
 $T = 64.58'$   
 $R = 225.00'$   
SE = VARIES  
(See Plans)

NOTE: PLACE PROPOSED BARBED WIRE FENCE BEFORE REMOVING EXISTING FENCE

8/17/99

REVISIONS

DATE: 10/26/2004 AM  
TIME: 11:02:31  
C:\msd12\16\Roadway\Proj\2911C\_Roadway\16.DGN

MATCH TO SHEET 15 STA. 150+00.00 -L2-

MATCH TO SHEET 17 STA. 162+00.00 -L2-