

ZONE 3 (110 MPH)

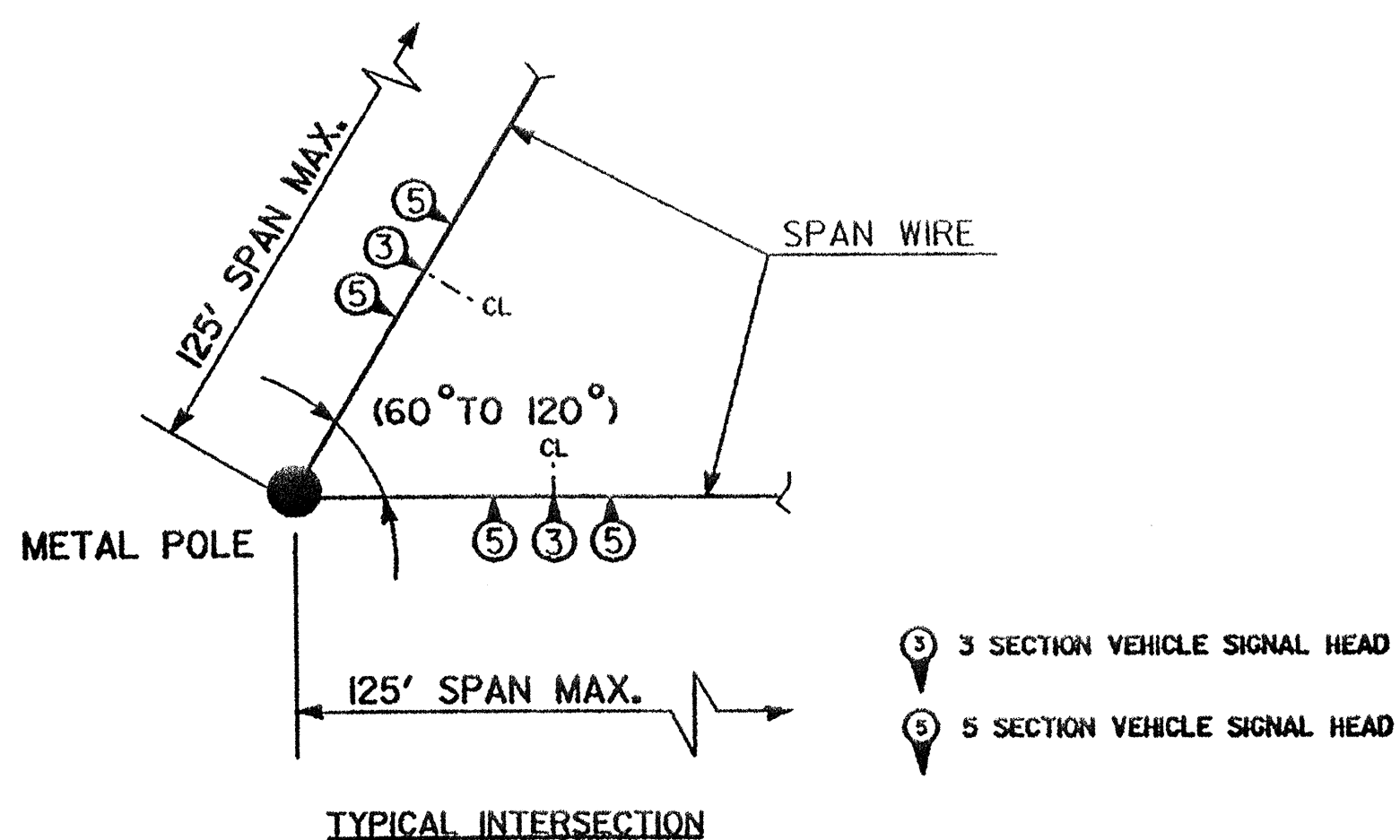
PROJECT REFERENCE NO. U-3328 SHEET NO. Sig.29
dwg.SP3

LIGHT LOADING

(FOR ONE POLE AND ONE FOUNDATION)

CASE No.	POLE HEIGHT IN (FT.)	METAL POLE		BASE PLATES			ANCHOR BOLTS	CONCRETE FOOTING			REINFORCING BARS		
		WALL THICKNESS TH GAGE (IN.)	BASE DIAMETER (IN.)	D (IN.)	BC (IN.)	T (IN.)	DIAMETER X TOTAL LENGTH (IN.)	DIAMETER d (IN.)	DEPTH L (FT.)	VOLUME (CU. YDS.)	BAR	NO.	SIZE
S26L2	26	.5	14	29	23	2 1/2	2 X 66	42	*	*	V	10	#8
											CT	*	#4
S30L2	30	.5	15	29	23	2 1/2	2 X 66	42	*	*	V	10	#8
											CT	*	#4
S35L2	35	.5	16	29	23	2 1/2	2 X 66	42	*	*	V	10	#8
											CT	*	#4

* SEE NOTE 23 AND 24 ON SHEET 2 OF THE STANDARD NOTES.



HEAVY LOADING

(FOR ONE POLE AND ONE FOUNDATION)

CASE No.	POLE HEIGHT IN (FT.)	METAL POLE		BASE PLATES			ANCHOR BOLTS	CONCRETE FOOTING			REINFORCING BARS		
		WALL THICKNESS TH GAGE (IN.)	BASE DIAMETER (IN.)	D (IN.)	BC (IN.)	T (IN.)	DIAMETER X TOTAL LENGTH (IN.)	DIAMETER d (IN.)	DEPTH L (FT.)	VOLUME (CU. YDS.)	BAR	NO.	SIZE
S30H2	30	.5	18	33	27	2 1/2	2 X 66	42	*	*	V	10	#8
											CT	*	#4
S35H2	35	.5	20	33	27	2 1/2	2 X 66	42	*	*	V	10	#8
											CT	*	#4

* SEE NOTE 23 AND 24 ON SHEET 2 OF THE STANDARD NOTES.

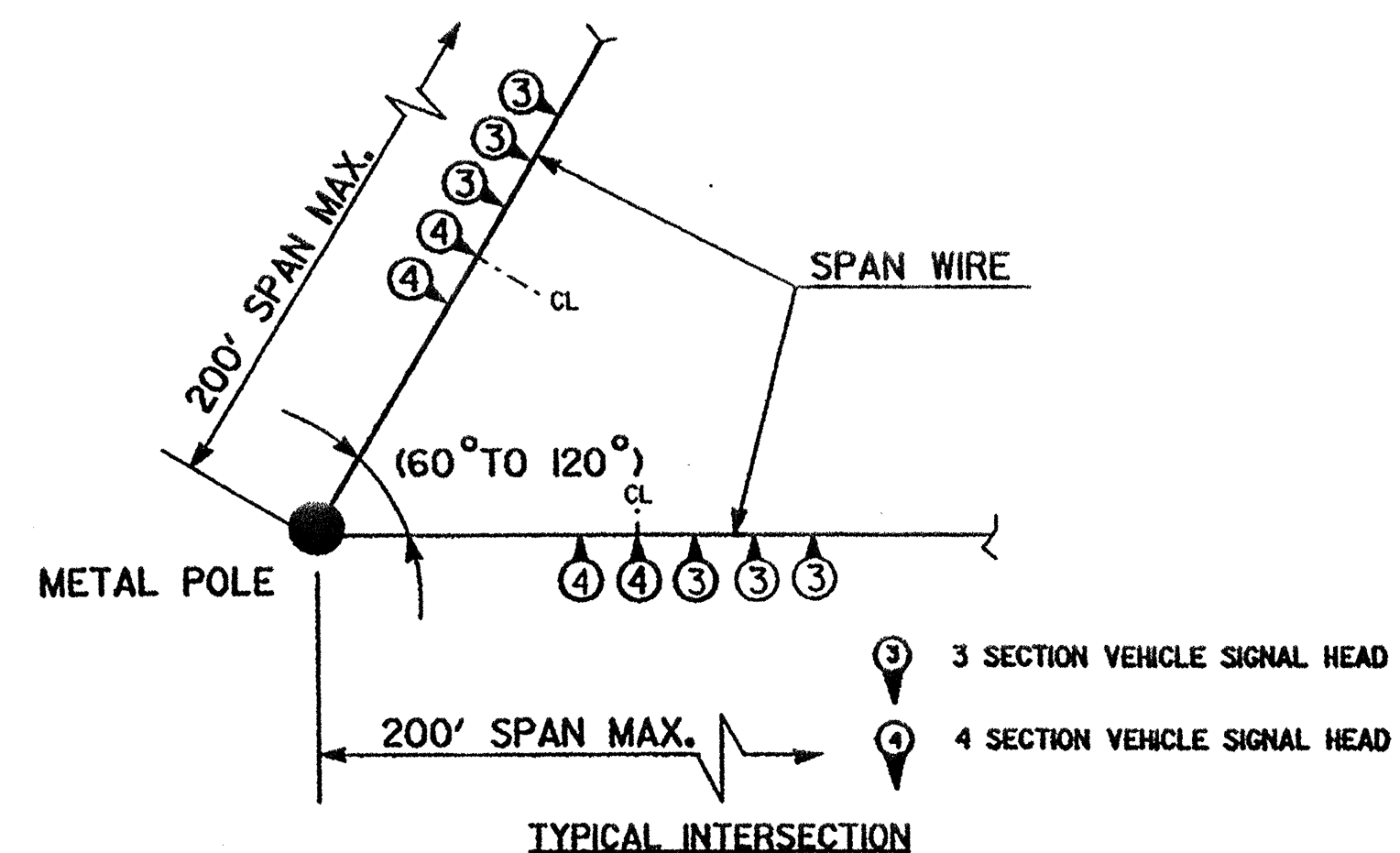

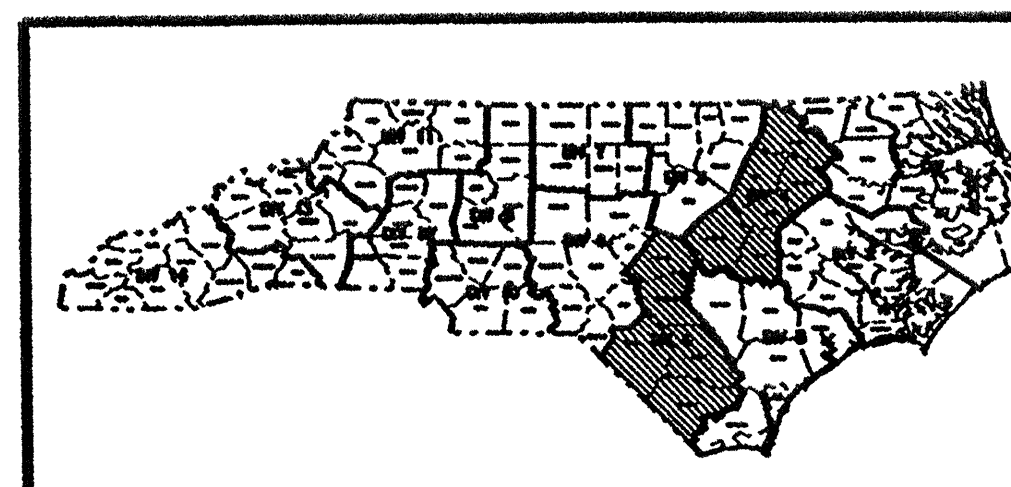



TABLE OF STATEWIDE COUNTY WIND ZONES

ZONE 1 140 mph / 63 m/s	ZONE 2 130 mph / 58 m/s		ZONE 3 110 mph / 49 m/s	ZONE 4 90 mph / 40 m/s				ZONE 5 120 mph / 58 m/s
CURRITUCK (1) DARE (1) HYDE (1)	BERTIE (1) CAMDEN (1) CHOWAN (1) CURRITUCK (1) DARE (1) GATES (1) HERTFORD (1) HYDE (1) PASQUOTANK (1) NORTHAMPTON (1) MARTIN (1) PERQUIMANS (1) TYRRELL (1) WASHINGTON (1)	BEAUFORT (2) CARTERET (2) CRAVEN (2) GREEN (2) JONES (2) LENOIR (2) PAMLICO (2) PITT (2) BRUNSWICK (3) DUPLIN (3) ONSLow (3) NEW HANOVER (3) PENDER (3) SAMPSON (3)	EDGECOMBE (4) HALIFAX (4) JOHNSTON (4) NASH (4) WAYNE (4) WILSON (4) BLADEN (6) COLUMBUS (6) CUMBERLAND (6) HARNETT (6) ROBESON (6)	DURHAM (5) FRANKLIN (5) GRANVILLE (5) PERSON (5) VANCE (5) WARREN (5) WAKE (5) ALAMANCE (7) CASWELL (7) GUILFORD (7) ORANGE (7) ROCKINGHAM (7) SCOTLAND (8)	CHATHAM (8) HOKE (8) LEE (8) MONTGOMERY (8) MOORE (8) RANDOLPH (8) RICHMOND (8) DAVIDSON (9) DAVIE (9) FORSYTH (9) ROWAN (9) STOKES (9) ANSON (10)	CABARRUS (10) MECKLENBURG (10) STANLY (10) UNION (10) ALLEGHANY (11) CALDWELL (11) SURRY (11) WILKES (11) YADKIN (11) ALEXANDER (12) CATAWBA (12) CLEVELAND (12) GASTON (12)	IREDELL (12) LINCOLN (12) BUNCOMBE (13) BURKE (13) MCDOWELL (13) RUTHERFORD (13) CLAY (14) HENDERSON (14) JACKSON (14) MACON (14) POLK (14) TRANSYLVANIA (14)	ASHE (11) AVERY (11) WATAUGA (11) MADISON (13) MITCHELL (13) YANCEY (13) CHEROKEE (14) GRAHAM (14) HAYWOOD (14) SWAIN (14)

13-FEB-2003 15:126
C:\pwworking\Standard Pole Design\2002\stdpolemet1.dgn



WIND ZONE 3 LOAD CASE AND DESIGN DETAILS			
PLAN DATE:	SEPTEMBER 2002	REVIEWED BY:	D. G. SARKAR
PREPARED BY:	C. F. ANDREWS	REVIEWED BY:	R. E. MULLINAX
REVISIONS		INIT.	DATE



METAL STRAIN POLES