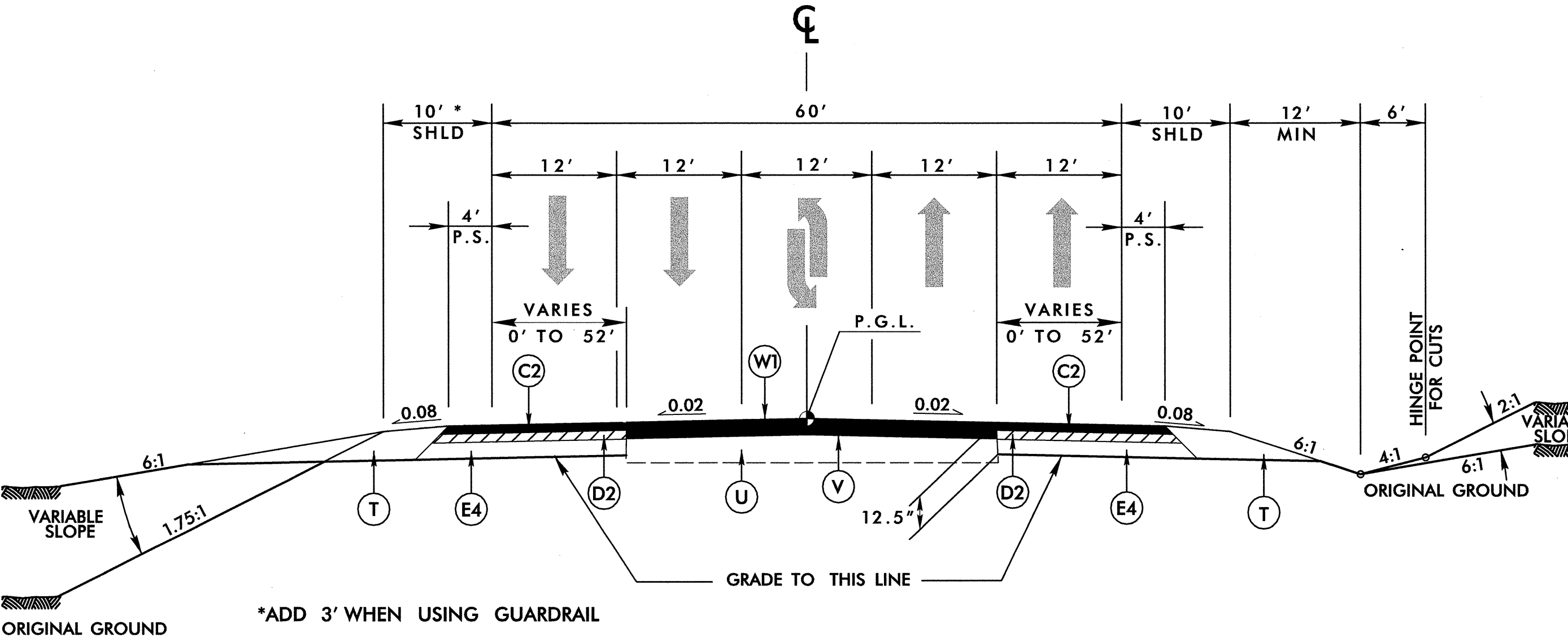
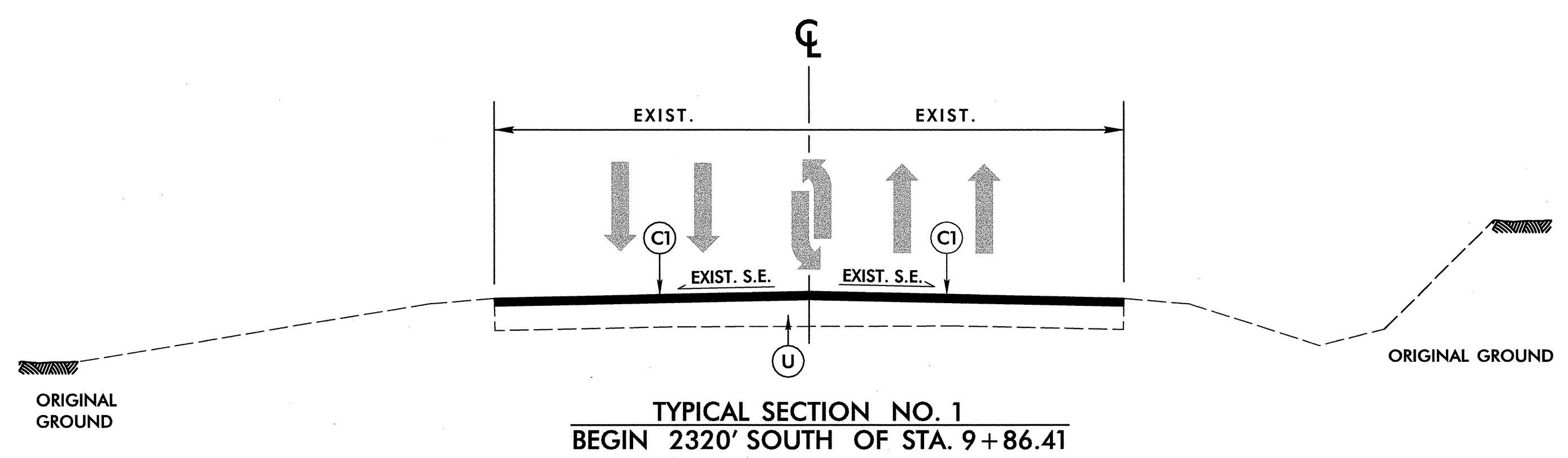


5/28/99

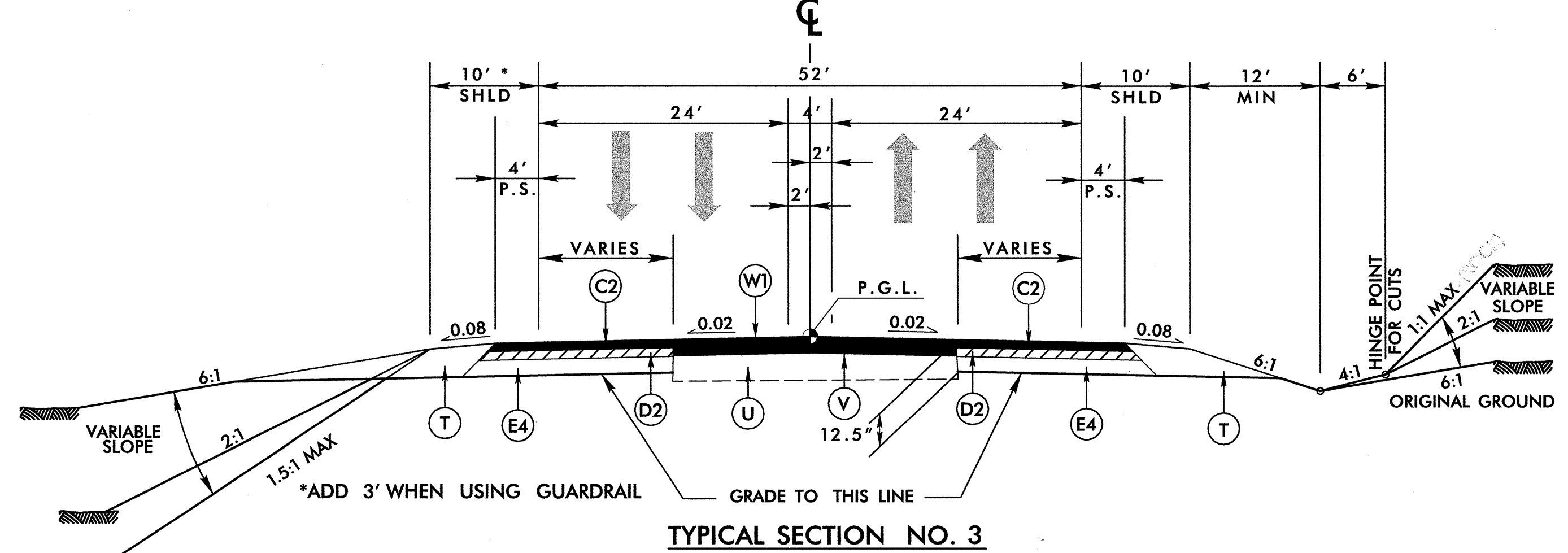
11/16/2004 11:09:31 AM

REVISIONS

PROJECT REFERENCE NO. R-2237B	SHEET NO. 2-A
RW SHEET NO.	
ROADWAY DESIGN ENGINEER GREGORY A. KENNEDY SEAL 20677 11-17-04	PAVEMENT DESIGN ENGINEER CLARK S. MORRISON SEAL 22896 11/17/04
HDR Engineering, Inc. of the Carolinas 3733 National Drive Raleigh, N.C. 27612	NC DEPARTMENT OF TRANSPORTATION PAVEMENT MANAGEMENT UNIT 1020 BIRCH RIDGE DRIVE RALEIGH, NORTH CAROLINA



-LINE-	FROM STA.	TO STA.	NOTES
-L-	9 + 86.41	20 + 00.00	SEE DETAIL NO. 1, SHT. 2-E
-L-	135 + 00.00	145 + 00.00	
-L-	280 + 00.00	287 + 00.00	
-L-	295 + 00.00	302 + 00.00	
-L-	345 + 00.00	352 + 00.00	



-LINE-	FROM STA.	TO STA.	NOTES
-L-	20 + 00.00	66 + 50.00	SEE DETAIL NO. 1 & 4, SHT. 2-E
-L-	82 + 00.00	135 + 00.00	
-L-	158 + 00.00	212 + 00.00	SEE DETAIL NO. 1, SHT. 2-E
-L-	214 + 00.00	219 + 00.00	
-L-	222 + 00.00	280 + 00.00	SEE DETAIL NO. 1 & 2, SHT. 2-E
-L-	287 + 00.00	295 + 00.00	
-L-	302 + 00.00	307 + 00.00	
-L-	313 + 00.00	317 + 00.00	
-L-	336 + 00.00	345 + 00.00	
-L-	352 + 00.00	354 + 00.00	

PAVEMENT SCHEDULE	
CODE	SEE SHEET 2 FOR DETAILED DESCRIPTIONS
C1	PROP. 1.5" SURFACE COURSE, TYPE S9.5B
C2	PROP. 3" SURFACE COURSE, TYPE S9.5B
C3	VARIABLE DEPTH SURFACE COURSE, TYPE S9.5B
D1	PROP. 2.5" INTERMEDIATE COURSE, TYPE I19.0B
D2	PROP. 3" INTERMEDIATE COURSE, TYPE I19.0B
D3	PROP. VAR. INTERMEDIATE COURSE, TYPE I19.0B
E1	PROP. 3" BASE COURSE, TYPE B25.0B
E2	PROP. 3.5" BASE COURSE, TYPE B25.0B
E3	PROP. 4" BASE COURSE, TYPE B25.0B
E4	PROP. 6.5" BASE COURSE, TYPE B25.0B
J1	6" ABC
J2	8" ABC
K	CEMENT / LIME STABILIZATION
R	PROP. EXPRESSWAY GUTTER
T	EARTH MATERIAL
U	EXISTING PAVEMENT
V	MILLING 2.5"
W1	WEDGING
W2	WEDGING

NOTES: P.G.L. = PROFILE GRADE LINE
PAVEMENT STRUCTURE SLOPES ARE 1:1
UNLESS SHOWN OTHERWISE.