

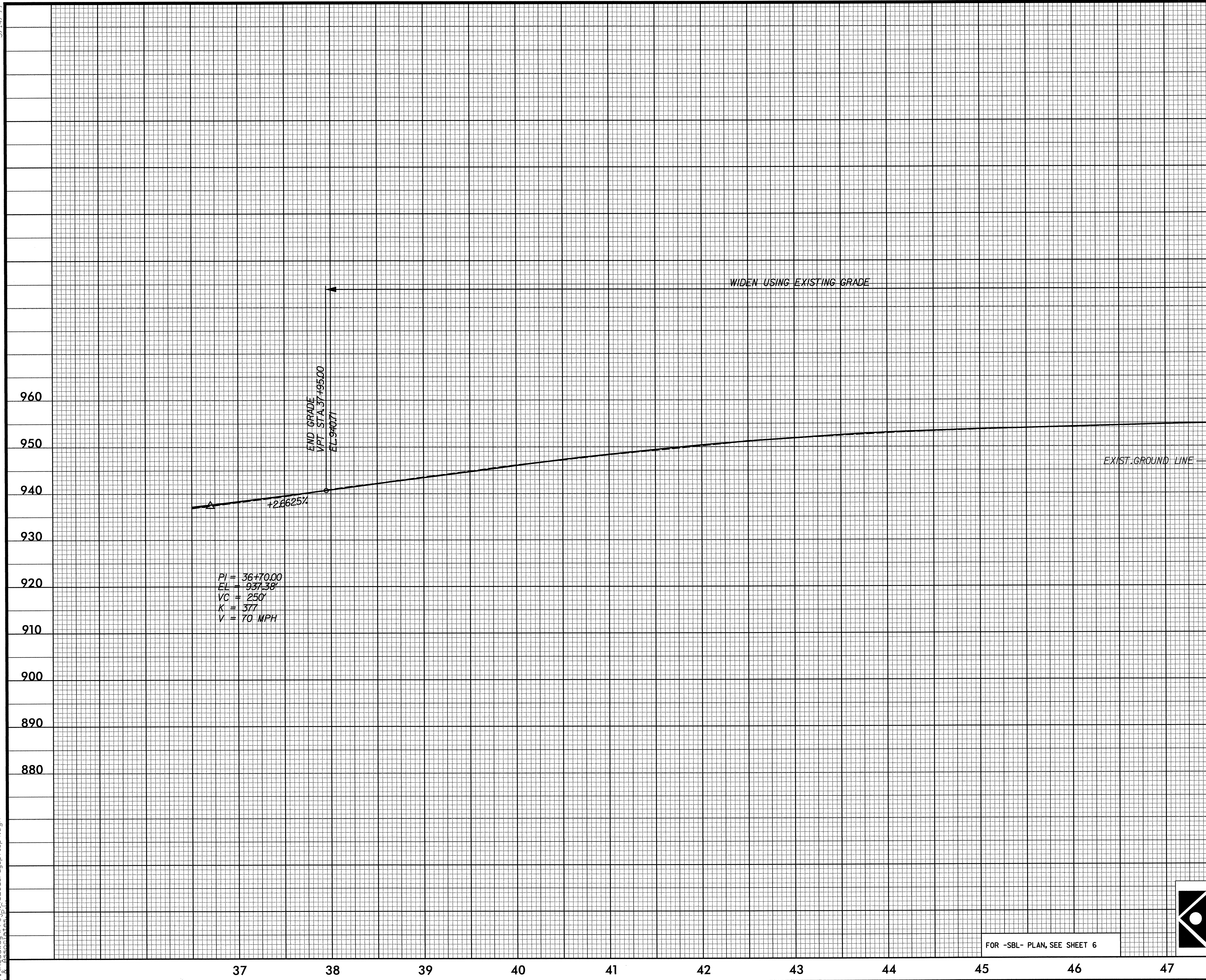


5/14/99

PROJECT REFERENCE NO. 1-4025A	SHEET NO. 9
ROADWAY DESIGN ENGINEER	HYDRAULICS ENGINEER
	
6-24-04	6-24-04



PI = 36+70.00
 EL = 937.38'
 VC = 250'
 K = 377
 V = 70 MPH

FOR -SBL- PLAN, SEE SHEET 6

Plans prepared by:
KO & ASSOCIATES, P.C.
 Consulting Engineers
 1011 SCHAUB DR., SUITE #202
 RALEIGH, N.C. 27606
 For Division of Highways

06/18/2004
 r:\Roadway\Proj\4025a_rdy_pfl.p9.dgn
 W. Harris